



Customer Service
PO Box 11813
Harrisburg, PA 17108-1813

ACCOUNT STATEMENT

For the Month Ending
January 31, 2019

SAN BERNARDINO COUNTY

Client Management Team

Kenneth Schiebel, CFA

Managing Director
213 Market Street
Harrisburg, PA 17101-2141
717-232-2723
schiebelk@pfm.com

Danny A. Nelson

Senior Managing Consultant
190 South LaSalle, Suite 2000
Chicago, IL 60603
312-523-2434
nelsond@pfm.com

Contents

Cover/Disclosures
Summary Statement
Individual Accounts

Accounts included in Statement

76990800 SAN BERNARDINO COUNTY

SAN BERNARDINO COUNTY
PARTH BHATT
268 WEST HOSPITALITY LANE
FIRST FLOOR
SAN BERNARDINO, CA 92415-0360

Online Access www.pfm.com

Customer Service 1-717-232-2723



Important Disclosures

Important Disclosures

This statement is for general information purposes only and is not intended to provide specific advice or recommendations. PFM Asset Management LLC ("PFM") is an investment advisor registered with the Securities and Exchange Commission, and is required to maintain a written disclosure statement of our background and business experience. If you would like to receive a copy of our current disclosure statement, please contact Service Operations at the address below.

Proxy Voting PFM does not normally receive proxies to vote on behalf of its clients. However, it does on occasion receive consent requests. In the event a consent request is received the portfolio manager contacts the client and then proceeds according to their instructions. PFM's Proxy Voting Policy is available upon request by contacting Service Operations at the address below.

Questions About an Account PFM's monthly statement is intended to detail our investment advisory activity as well as the activity of any accounts held by clients in pools that are managed by PFM. The custodian bank maintains the control of assets and executes (i.e., settles) all investment transactions. The custodian statement is the official record of security and cash holdings and transactions. PFM recognizes that clients may use these reports to facilitate record keeping and that the custodian bank statement and the PFM statement should be reconciled and differences resolved. Many custodians use a settlement date basis which may result in the need to reconcile due to a timing difference.

Account Control PFM does not have the authority to withdraw funds from or deposit funds to the custodian. Our clients retain responsibility for their internal accounting policies; implementing and enforcing internal controls and generating ledger entries or otherwise recording transactions.

Market Value Generally, PFM's market prices are derived from closing bid prices as of the last business day of the month as supplied by ICE Data Services or Bloomberg. Where prices are not available from generally recognized sources the securities are priced using a yield-based matrix system to arrive at an estimated market value. Prices that fall between data points are interpolated. Non-negotiable FDIC-insured bank certificates of deposit are priced at par. Although PFM believes the prices to be reliable, the values of the securities do not always represent the prices at which the securities could have been bought or sold. Explanation of the valuation methods for money market and TERM funds is contained in the appropriate fund information statement.

Amortized Cost The original cost of the principal of the security is adjusted for the amount of the periodic reduction of any discount or premium from the purchase date until the date of the report. Discount or premium with respect to short term securities (those with less than one year to maturity at time of issuance) is amortized on a straightline basis. Such discount or premium with respect to longer term securities is amortized using the constant yield basis.

Tax Reporting Cost data and realized gains / losses are provided for informational purposes only. Please review for accuracy and consult your tax advisor to determine the tax consequences of your security transactions. PFM does not report such information to the IRS or other taxing authorities and is not responsible for the accuracy of such information that may be required to be reported to federal, state or other taxing authorities.

Financial Situation In order to better serve you, PFM should be promptly notified of any material change in your investment objective or financial situation.

Callable Securities Securities subject to redemption prior to maturity may be redeemed in whole or in part before maturity, which could affect the yield represented.

Portfolio The securities in this portfolio, including shares of mutual funds, are not guaranteed or otherwise protected by PFM, the FDIC (except for certain non-negotiable certificates of deposit) or any government agency. Investment in securities involves risks, including the possible loss of the amount invested. Actual settlement values, accrued interest, and amortized cost amounts may vary for securities subject to an adjustable interest rate or subject to principal paydowns. Any changes to the values shown may be reflected within the next monthly statement's beginning values.

Rating Information provided for ratings is based upon a good faith inquiry of selected sources, but its accuracy and completeness cannot be guaranteed. Shares of some money market and TERM funds are marketed through representatives of PFM's wholly owned subsidiary, PFM Fund Distributors, Inc. PFM Fund Distributors, Inc. is registered with the SEC as a broker/dealer and is a member of the Financial Industry Regulatory Authority ("FINRA") and the Municipal Securities Rulemaking Board ("MSRB"). You may reach the FINRA by calling the FINRA Regulator Public Disclosure Hotline at 1-888-289-9999 or at the FINRA Regulation Internet website address www.nasdr.com. A brochure describing the FINRA Regulation Public Disclosure Program is also available from the FINRA upon request.

Key Terms and Definitions

Dividends on money market funds consist of interest earned, plus any discount ratably amortized to the date of maturity, plus all realized gains and losses on the sale of securities prior to maturity, less ratable amortization of any premium and all accrued expenses to the fund. Dividends are accrued daily and may be paid either monthly or quarterly. The monthly earnings on this statement represent the estimated dividend accrued for the month for any program that distributes earnings on a quarterly basis. There is no guarantee that the estimated amount will be paid on the actual distribution date.

Current Yield is the net change, exclusive of capital changes and income other than investment income, in the value of a hypothetical fund account with a balance of one share over the seven-day base period including the statement date, expressed as a percentage of the value of one share (normally \$1.00 per share) at the beginning of the seven-day period. This resulting net change in account value is then annualized by multiplying it by

365 and dividing the result by 7. The yields quoted should not be considered a representation of the yield of the fund in the future, since the yield is not fixed.

Average maturity represents the average maturity of all securities and investments of a portfolio, determined by multiplying the par or principal value of each security or investment by its maturity (days or years), summing the products, and dividing the sum by the total principal value of the portfolio. The stated maturity date of mortgage backed or callable securities are used in this statement. However the actual maturity of these securities could vary depending on the level or prepayments on the underlying mortgages or whether a callable security has or is still able to be called.

Monthly distribution yield represents the net change in the value of one share (normally \$1.00 per share) resulting from all dividends declared during the month by a fund expressed as a percentage of the value of one share at the beginning of the month. This resulting net change is then annualized by multiplying it by 365 and dividing it by the number of calendar days in the month.

YTM at Cost The yield to maturity at cost is the expected rate of return, based on the original cost, the annual interest receipts, maturity value and the time period from purchase date to maturity, stated as a percentage, on an annualized basis.

YTM at Market The yield to maturity at market is the rate of return, based on the current market value, the annual interest receipts, maturity value and the time period remaining until maturity, stated as a percentage, on an annualized basis.

Managed Account A portfolio of investments managed discretely by PFM according to the client's specific investment policy and requirements. The investments are directly owned by the client and held by the client's custodian.

Unsettled Trade A trade which has been executed however the final consummation of the security transaction and payment has not yet taken place.

Please review the detail pages of this statement carefully. If you think your statement is wrong, missing account information, or if you need more information about a transaction, please contact PFM within 60 days of receipt. If you have other concerns or questions regarding your account you should contact a member of your client management team or PFM Service Operations at the address below.

PFM Asset Management LLC
Attn: Service Operations
213 Market Street
Harrisburg, PA 17101



SAN BERNARDINO COUNTY

Consolidated Summary Statement

Account Statement
For the Month Ending **January 31, 2019**

Portfolio Summary

Portfolio Holdings	Cash Dividends and Income	Closing Market Value
PFM Managed Account	11,009,551.98	6,719,520,232.98
Cash Balance	0.00	206,195,221.06
Total	\$11,009,551.98	\$6,925,715,454.04

Investment Allocation

Investment Type	Closing Market Value	Percent
Bank Note	74,668,005.00	1.08
Certificate of Deposit	1,035,024,393.80	14.94
Commercial Paper	944,445,101.50	13.64
Corporate Note	123,692,044.50	1.79
Federal Agency Bond / Note	1,887,820,083.68	27.26
Federal Agency Discount Note	49,996,804.50	0.72
Federally Insured Cash Account	1,000,000.00	0.01
Joint Powers Authority	200,000,000.00	2.89
Money Market Mutual Fund	2,000,000.00	0.03
NOW Account	225,000,000.00	3.25
Supra-National Agency Bond / Note	641,404,725.00	9.26
Supra-National Discount Note	50,000,000.00	0.72
U.S. Treasury Bond / Note	1,484,469,075.00	21.43
Cash Balance	206,195,221.06	2.98
Total	\$6,925,715,454.04	100.00%



SAN BERNARDINO COUNTY

Consolidated Summary Statement

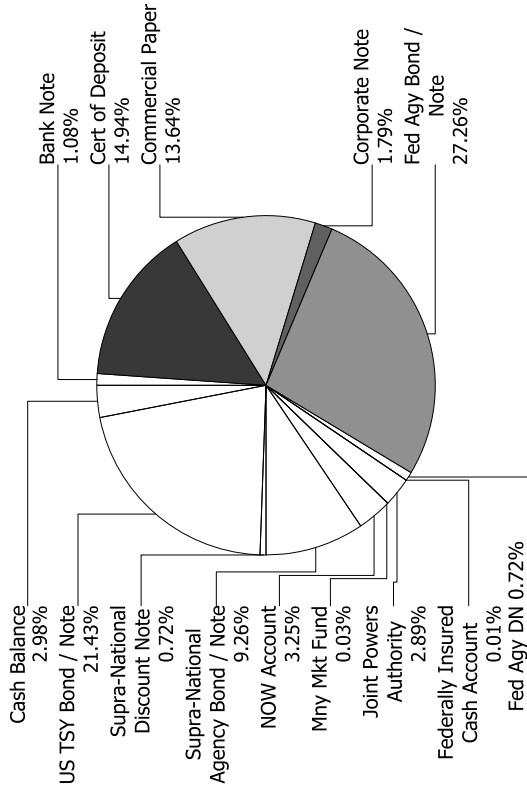
Account Statement
For the Month Ending January 31, 2019

Maturity Distribution (Fixed Income Holdings)

Portfolio Holdings	Closing Market Value	Percent
Under 30 days	1,671,916,258.06	24.13
31 to 60 days	349,558,843.00	5.05
61 to 90 days	309,423,550.00	4.47
91 to 180 days	1,135,958,205.30	16.40
181 days to 1 year	1,047,105,344.18	15.12
1 to 2 years	1,430,726,000.00	20.66
2 to 3 years	798,160,478.50	11.52
3 to 4 years	172,823,125.00	2.50
4 to 5 years	10,043,650.00	0.15
Over 5 years	0.00	0.00
Total	\$6,925,715,454.04	100.00%

Weighted Average Days to Maturity 311

Sector Allocation





Managed Account Summary Statement

For the Month Ending **January 31, 2019**

SAN BERNARDINO COUNTY - 76990800

Transaction Summary - Managed Account

Opening Market Value

Maturities/Calls	\$6,968,271,233.75
Principal Dispositions	(6,715,900,000.00)
Principal Acquisitions	0.00
Unsettled Trades	6,383,989,872.50
Change in Current Value	74,547,597.22
	8,611,529.51

Closing Market Value

\$6,719,520,232.98

Cash Transactions Summary - Managed Account

Maturities/Calls	6,716,950,538.51
Sale Proceeds	0.00
Coupon/Interest/Dividend Income	7,667,108.82
Principal Payments	0.00
Security Purchases	(6,384,349,517.53)
Net Cash Contribution	(340,268,129.80)
Reconciling Transactions	0.00

Earnings Reconciliation (Cash Basis) - Managed Account

Interest/Dividends/Coupons Received	8,717,647.33
Less Purchased Interest Related to Interest/Coupons	(359,645.03)
Plus Net Realized Gains/Losses	2,651,549.68

Total Cash Basis Earnings

\$11,009,551.98

Cash Balance

Closing Cash Balance

\$0.00

Earnings Reconciliation (Accrual Basis)

	Total
Ending Amortized Value of Securities	6,734,781,820.85
Ending Accrued Interest	20,956,523.47
Plus Proceeds from Sales	0.00
Plus Proceeds of Maturities/Calls/Principal Payments	6,716,950,538.51
Plus Coupons/Dividends Received	7,667,108.82
Less Cost of New Purchases	(6,458,897,114.75)
Less Beginning Amortized Value of Securities	(6,989,537,589.41)
Less Beginning Accrued Interest	(19,915,021.41)

Total Accrual Basis Earnings

\$12,006,266.08



SAN BERNARDINO COUNTY - 76990800

Portfolio Summary and Statistics

For the Month Ending January 31, 2019

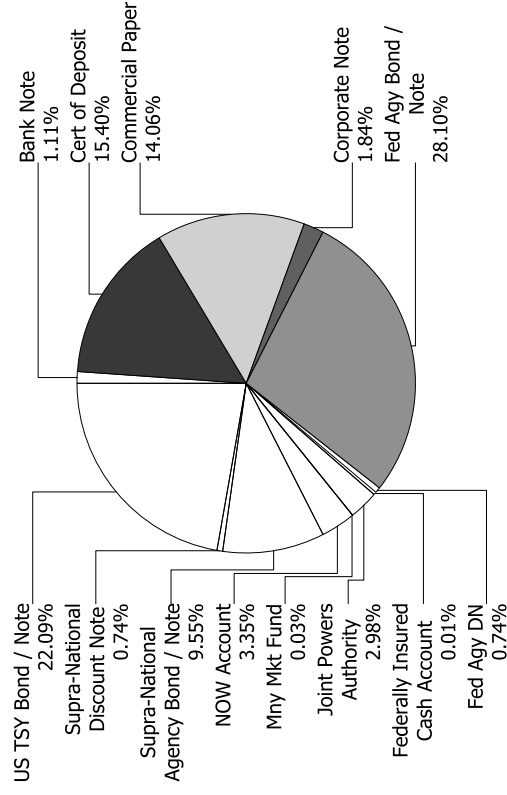
Account Summary

Description	Par Value	Market Value	Percent
U.S. Treasury Bond / Note	1,500,000,000.00	1,484,469,075.00	22.09
Supra-National Discount Note	50,000,000.00	50,000,000.00	0.74
Supra-National Agency Bond / Note	645,000,000.00	641,404,725.00	9.55
NOW Account	225,000,000.00	225,000,000.00	3.35
Money Market Mutual Fund	2,000,000.00	2,000,000.00	0.03
Joint Powers Authority	200,000,000.00	200,000,000.00	2.98
Federally Insured Cash Account	1,000,000.00	1,000,000.00	0.01
Federal Agency Discount Note	50,000,000.00	49,996,804.50	0.74
Federal Agency Bond / Note	1,893,347,000.00	1,887,820,083.68	28.10
Corporate Note	124,250,000.00	123,692,044.50	1.84
Commercial Paper	948,000,000.00	944,445,101.50	14.06
Certificate of Deposit	1,035,000,000.00	1,035,024,393.80	15.40
Bank Note	75,000,000.00	74,668,005.00	1.11
Managed Account Sub-Total	6,748,597,000.00	6,719,520,232.98	100.00%
Accrued Interest		20,956,523.47	
Total Portfolio	6,748,597,000.00	6,740,476,756.45	

Unsettled Trades

75,000,000.00 74,543,502.50

Sector Allocation



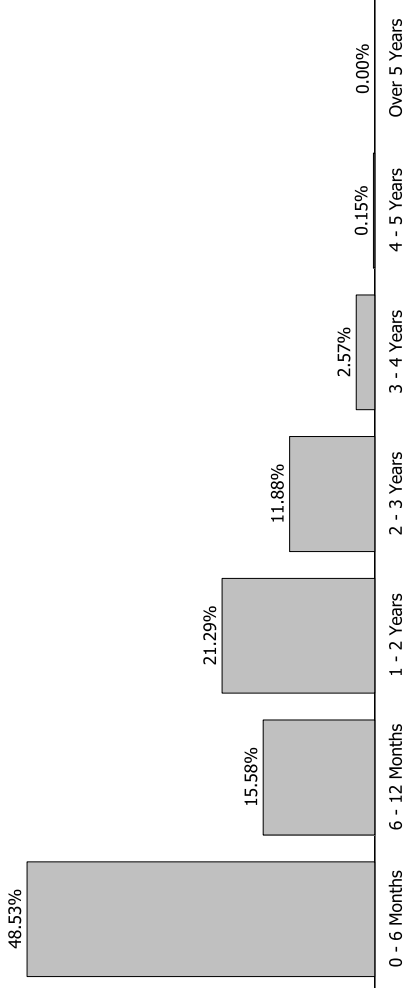


Portfolio Summary and Statistics

For the Month Ending January 31, 2019

SAN BERNARDINO COUNTY - 76990800

Maturity Distribution



Characteristics

Yield to Maturity at Cost	2.15%
Yield to Maturity at Market	2.52%
Duration to Worst	0.84
Weighted Average Days to Maturity	321



Managed Account Issuer Summary

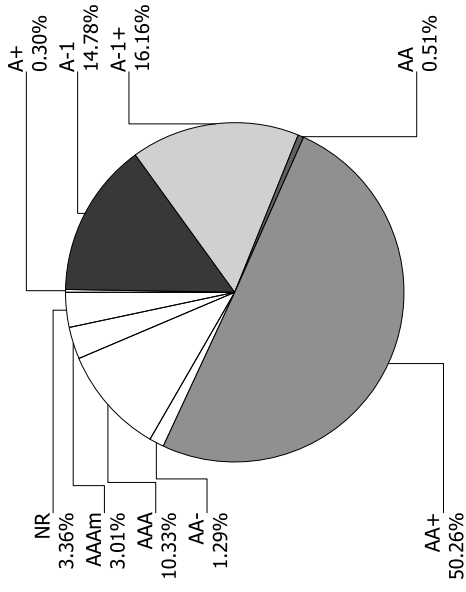
For the Month Ending January 31, 2019

SAN BERNARDINO COUNTY - 76990800

Issuer Summary

Issuer	Market Value of Holdings	Percent
3M COMPANY	11,711,886.00	0.17
BANK OF AMERICA CO	74,990,027.50	1.12
BANK OF MONTREAL	150,005,090.00	2.23
BANK OF NOVA SCOTIA	49,997,750.00	0.74
BANK OF THE WEST	225,000,000.00	3.35
BNP PARIBAS	257,486,532.00	3.83
CAMP	200,000,000.00	2.98
COMMONWEALTH BANK OF AUSTRALIA	100,001,381.00	1.49
CREDIT AGRICOLE SA	207,788,722.00	3.09
EXXON MOBIL CORP	156,852,610.00	2.33
FANNIE MAE	483,491,660.00	7.20
FEDERAL FARM CREDIT BANKS	309,893,375.00	4.61
FEDERAL HOME LOAN BANKS	793,152,379.50	11.81
FEDERATED GOVT OBLIGATIONS FUNDS	1,000,000.00	0.01
FIDELITY TREASURY MF	1,000,000.00	0.01
FREDDIE MAC	351,279,473.68	5.23
INTER-AMERICAN DEVELOPMENT BANK	274,077,650.00	4.08
INTERNATIONAL FINANCE CORPORATION	24,840,275.00	0.37
INTL BANK OF RECONSTRUCTION AND DEV	392,486,800.00	5.84
JOHNSON & JOHNSON	2,959,545.00	0.04
JP MORGAN CHASE & CO	149,208,055.50	2.22
MICROSOFT CORP	49,634,845.00	0.74
MITSUBISHI UFJ FINANCIAL GROUP INC	49,877,850.00	0.74
NORDEA BANK AB	114,993,830.00	1.71
RABOBANK NEDERLAND	74,331,060.00	1.11
ROYAL BANK OF CANADA	125,009,268.50	1.86
STONECASTLE FICA	1,000,000.00	0.01
SVENSKA HANDELSBANKEN AB	130,028,475.00	1.94
SWEDBANK AB	49,997,306.50	0.74
TORONTO-DOMINION BANK	75,031,700.00	1.12
TOYOTA MOTOR CORP	99,099,652.50	1.47
UNITED STATES TREASURY	1,484,469,075.00	22.10

Credit Quality (S&P Ratings)





For the Month Ending January 31, 2019

Managed Account Issuer Summary

SAN BERNARDINO COUNTY - 76990800

Issuer	Market Value of Holdings	Percent
US BANCORP	139,636,060.30	2.08
WAL-MART STORES INC	34,191,148.00	0.51
WESTPAC BANKING CORP	74,996,750.00	1.12
Total	\$6,719,520,232.98	100.00%



Managed Account Detail of Securities Held

For the Month Ending January 31, 2019

SAN BERNARDINO COUNTY - 76990800

Security Type / Description	Dated Date / Coupon / Maturity	CUSIP	S&P Rating	Moody's Rating	Trade Date	Settle Date	Original Cost	YTM at Cost	Accrued Interest	Amortized Cost	Market Value
U.S. Treasury Bond / Note											
US TREASURY NOTES	DTD 02/29/2012 1.375% 02/28/2019	912828SH4	AA+	Aaa	11/18/15	11/19/15	25,046,875.00	1.32	146,236.19	25,001,088.50	24,981,025.00
US TREASURY NOTES	DTD 02/28/2014 1.500% 02/28/2019	912828C24	AA+	Aaa	10/27/16	10/28/16	50,607,421.88	0.97	319,060.77	50,019,542.50	49,966,700.00
US TREASURY NOTES	DTD 03/31/2014 1.625% 03/31/2019	912828C65	AA+	Aaa	11/12/15	11/13/15	25,210,937.50	1.37	138,392.86	25,010,147.25	24,967,925.00
US TREASURY NOTES	DTD 04/15/2016 0.875% 04/15/2019	912828Q52	AA+	Aaa	09/26/17	09/27/17	24,797,851.56	1.40	65,504.81	24,973,643.00	24,925,400.00
US TREASURY NOTES	DTD 05/31/2017 1.250% 05/31/2019	912828X54	AA+	Aaa	06/14/17	06/15/17	24,977,539.06	1.30	54,086.54	24,996,222.75	24,902,350.00
US TREASURY NOTES	DTD 05/31/2017 1.250% 05/31/2019	912828X54	AA+	Aaa	09/26/17	09/27/17	24,934,670.31	1.41	54,086.54	24,987,167.25	24,902,350.00
US TREASURY NOTES	DTD 05/31/2012 1.125% 05/31/2019	912828SX9	AA+	Aaa	03/28/17	03/29/17	49,800,781.25	1.31	97,355.77	49,969,732.00	49,785,150.00
US TREASURY NOTES	DTD 06/15/2016 0.875% 06/15/2019	912828R85	AA+	Aaa	12/20/16	12/21/16	24,660,156.25	1.43	28,846.15	24,948,910.50	24,856,450.00
US TREASURY NOTES	DTD 07/02/2012 1.000% 06/30/2019	912828TC4	AA+	Aaa	03/28/17	03/29/17	49,630,859.38	1.33	44,198.90	49,931,928.50	49,709,000.00
US TREASURY NOTES	DTD 06/30/2014 1.625% 06/30/2019	912828WS5	AA+	Aaa	06/29/17	06/30/17	50,244,140.63	1.38	71,823.20	50,050,762.50	49,832,050.00
US TREASURY NOTES	DTD 06/30/2014 1.625% 06/30/2019	912828WS5	AA+	Aaa	07/03/17	07/05/17	50,210,937.50	1.41	71,823.20	50,044,173.00	49,832,050.00
US TREASURY N/B NOTES	DTD 06/30/2017 1.250% 06/30/2019	912828XV7	AA+	Aaa	12/15/17	12/18/17	49,570,312.50	1.82	55,248.62	49,883,749.00	49,753,900.00
US TREASURY NOTES	DTD 09/15/2016 0.875% 09/15/2019	9128282G4	AA+	Aaa	09/20/17	09/21/17	24,721,679.69	1.45	83,995.17	24,912,753.75	24,747,075.00
US TREASURY NOTES	DTD 10/31/2014 1.500% 10/31/2019	912828F62	AA+	Aaa	12/20/16	12/21/16	24,968,750.00	1.54	96,339.78	24,991,789.25	24,807,625.00



Managed Account Detail of Securities Held

For the Month Ending **January 31, 2019**

SAN BERNARDINO COUNTY - 76990800

Security Type/Description	Dated Date/Coupon/Maturity	CUSIP	Par	S&P Rating	Moody's Rating	Trade Date	Settle Date	Original Cost	YTM at Cost	Accrued Interest	Amortized Cost	Market Value
U.S. Treasury Bond / Note												
US TREASURY NOTES	DTD 10/31/2014 1.500% 10/31/2019	912828F62	25,000,000.00	AA+	Aaa	11/16/17	11/17/17	24,899,414.06	1.71	96,339.78	24,961,387.75	24,807,625.00
US TREASURY NOTES	DTD 11/30/2012 1.000% 11/30/2019	912828UB4	25,000,000.00	AA+	Aaa	11/10/16	11/14/16	24,900,390.63	1.13	43,269.23	24,972,616.25	24,683,600.00
US TREASURY N/B	DTD 12/15/2016 1.375% 12/15/2019	912828U73	25,000,000.00	AA+	Aaa	09/26/17	09/27/17	24,948,242.19	1.47	45,329.67	24,979,591.25	24,748,050.00
US TREASURY N/B NOTES	DTD 01/17/2017 1.375% 01/15/2020	912828V31	50,000,000.00	AA+	Aaa	01/12/18	01/16/18	49,376,953.13	2.01	32,285.91	49,699,654.50	49,445,300.00
US TREASURY NOTES	DTD 02/15/2017 1.375% 02/15/2020	912828W22	50,000,000.00	AA+	Aaa	01/12/18	01/16/18	49,337,890.63	2.03	317,595.11	49,666,510.00	49,398,450.00
US TREASURY NOTES	DTD 03/02/2015 1.375% 02/29/2020	912828J50	25,000,000.00	AA+	Aaa	02/01/17	02/02/17	24,858,398.44	1.56	146,236.19	24,949,733.00	24,687,500.00
US TREASURY NOTES	DTD 04/30/2015 1.375% 04/30/2020	912828K58	50,000,000.00	AA+	Aaa	01/06/17	01/09/17	49,675,781.25	1.58	176,622.93	49,876,304.50	49,308,600.00
US TREASURY NOTES	DTD 04/30/2013 1.125% 04/30/2020	912828VA5	50,000,000.00	AA+	Aaa	01/31/18	02/01/18	48,820,312.50	2.21	144,509.67	49,339,635.00	49,154,300.00
US TREASURY NOTES	DTD 05/31/2013 1.375% 05/31/2020	912828VF4	50,000,000.00	AA+	Aaa	03/28/18	03/29/18	49,009,765.63	2.31	118,990.38	49,390,039.50	49,259,750.00
US TREASURY NOTES	DTD 06/01/2015 1.500% 05/31/2020	912828XE5	50,000,000.00	AA+	Aaa	04/25/18	04/26/18	48,966,796.88	2.52	129,807.69	49,340,254.50	49,347,650.00
US TREASURY NOTES	DTD 07/01/2013 1.875% 06/30/2020	912828VJ6	50,000,000.00	AA+	Aaa	03/28/18	03/29/18	49,511,718.75	2.32	82,872.93	49,692,145.00	49,564,450.00
US TREASURY NOTES	DTD 07/01/2013 1.875% 06/30/2020	912828VJ6	50,000,000.00	AA+	Aaa	04/25/18	04/26/18	49,298,828.13	2.54	82,872.93	49,542,086.00	49,564,450.00
US TREASURY NOTES	DTD 07/31/2013 2.000% 07/31/2020	912828VP2	50,000,000.00	AA+	Aaa	04/25/18	04/26/18	49,404,296.88	2.54	2,762.43	49,602,975.00	49,628,900.00
US TREASURY NOTES	DTD 08/16/2010 2.625% 08/15/2020	912828NT3	25,000,000.00	AA+	Aaa	12/20/16	12/21/16	25,721,679.69	1.80	303,158.97	25,309,804.50	25,045,900.00



Managed Account Detail of Securities Held

For the Month Ending January 31, 2019

SAN BERNARDINO COUNTY - 76990800

Security Type/Description Dated Date/Coupon/Maturity	CUSIP	S&P Rating	Moody's Rating	Trade Date	Settle Date	Original Cost	YTM at Cost	Accrued Interest	Amortized Cost	Market Value
U.S. Treasury Bond / Note										
UNITED STATES TREASURY NOTES DTD 08/31/2018 2.625% 08/31/2020	9128284Y3	AA+	Aaa	12/18/18	12/20/18	49,968,750.00	2.66	558,356.35	49,971,460.50	50,095,700.00
US TREASURY NOTES DTD 09/30/2015 1.375% 09/30/2020	912828L65	AA+	Aaa	12/18/18	12/20/18	48,888,671.88	2.66	234,203.30	48,961,276.50	49,089,850.00
US TREASURY NOTES DTD 10/31/2013 1.750% 10/31/2020	912828WC0	AA+	Aaa	10/25/17	10/26/17	49,996,093.75	1.75	224,792.82	49,997,746.00	49,363,300.00
US TREASURY NOTES DTD 11/30/2015 1.625% 11/30/2020	912828M98	AA+	Aaa	12/20/16	12/21/16	24,755,859.38	1.88	70,312.50	24,884,695.75	24,614,250.00
US TREASURY NOTES DTD 02/29/2016 1.125% 02/28/2021	912828P87	AA+	Aaa	11/29/17	11/30/17	24,374,023.44	1.92	119,647.79	24,595,935.50	24,323,250.00
US TREASURY NOTES DTD 05/31/2016 1.375% 05/31/2021	912828R77	AA+	Aaa	12/20/16	12/21/16	24,334,960.94	2.00	59,495.19	24,644,437.50	24,387,700.00
US TREASURY NOTES DTD 06/02/2014 2.000% 05/31/2021	912828WN6	AA+	Aaa	12/02/16	12/05/16	50,447,265.63	1.79	173,076.92	50,236,432.00	49,474,600.00
US TREASURY NOTES DTD 09/30/2016 1.125% 09/30/2021	912828T34	AA+	Aaa	11/29/17	11/30/17	24,198,242.19	2.00	95,810.44	24,437,419.50	24,167,000.00
US TREASURY NOTES DTD 12/01/2014 1.875% 11/30/2021	912828G53	AA+	Aaa	12/20/16	12/21/16	24,734,375.00	2.10	81,129.81	24,844,819.50	24,613,275.00
US TREASURY NOTES DTD 02/02/2015 1.500% 01/31/2022	912828H86	AA+	Aaa	02/15/17	02/16/17	48,779,296.88	2.02	2,071.82	49,247,345.00	48,646,500.00
US TREASURY N/B NOTES DTD 02/28/2017 1.875% 02/28/2022	912828W55	AA+	Aaa	11/29/17	11/30/17	24,823,242.19	2.05	199,412.98	24,870,797.25	24,583,000.00
US TREASURY N/B NOTES DTD 11/02/2015 1.875% 10/31/2022	912828M49	AA+	Aaa	11/29/17	11/30/17	24,739,257.81	2.10	120,424.72	24,799,266.50	24,497,075.00
Security Type Sub-Total						1,488,153,420.39	1.85	4,988,386.96	1,492,535,978.00	1,484,469,075.00
Supra-National Discount Note										
INTL BANK OF RECON AND DEV DISC NOTE -- 0.000% 02/01/2019	459052BH8	A-1+	P-1	12/13/18	12/13/18	49,833,333.33	2.41	0.00	50,000,000.00	50,000,000.00



Managed Account Detail of Securities Held

For the Month Ending January 31, 2019

SAN BERNARDINO COUNTY - 76990800

Security Type/Description	Dated Date/Coupon/Maturity	CUSIP	S&P Rating	Moody's Rating	Trade Date	Settle Date	Original Cost	YTM at Cost	Accrued Interest	Amortized Cost	Market Value
Supra-National Discount Note											
Security Type Sub-Total							49,833,333.33	2.41	0.00	50,000,000.00	50,000,000.00
Supra-National Agency Bond / Note											
INTL BK OF REC & DEV NOTE (EX-CALLABLE)		459058FC2	AAA	Aaa	04/21/16	04/26/16	24,947,500.00	1.32	82,465.28	24,995,799.75	24,926,000.00
DTD 04/26/2016 1.250% 04/26/2019											
INTER-AMERICAN DEVELOPMENT BANK		458182DX7	AAA	Aaa	05/24/16	05/27/16	24,842,875.00	1.22	54,166.67	24,984,742.75	24,892,150.00
DTD 04/12/2016 1.000% 05/13/2019											
INTER-AMERICAN DEVELOPMENT BANK		458182DX7	AAA	Aaa	04/05/16	04/12/16	99,700,000.00	1.10	216,666.67	99,972,047.00	99,568,600.00
DTD 04/12/2016 1.000% 05/13/2019											
INTL BANK OF RECON AND DEV		45905JUV4	AAA	Aaa	01/13/16	01/25/16	50,000,000.00	1.43	11,916.67	50,000,000.00	49,671,000.00
DTD 01/25/2016 1.430% 07/25/2019											
INTL BANK OF RECON AND DEV GLOBAL		459058EV1	AAA	Aaa	01/21/16	01/28/16	24,879,250.00	1.39	4,340.28	24,982,850.75	24,841,500.00
NOTES											
DTD 01/28/2016 1.250% 07/26/2019											
INTL BANK OF RECON AND DEV SN NOTE		459058FK4	AAA	Aaa	07/08/16	07/13/16	49,907,500.00	0.94	201,736.11	49,983,659.00	49,534,450.00
DTD 07/13/2016 0.875% 08/15/2019											
INTER-AMERICAN DEVELOPMENT BANK		4581X0CR7	AAA	Aaa	12/02/15	12/07/15	24,651,000.00	1.62	92,013.89	24,934,565.00	24,758,225.00
DTD 10/15/2015 1.250% 10/15/2019											
INTER-AMERICAN DEVELOPMENT BANK		4581X0CR7	AAA	Aaa	03/16/16	03/21/16	24,746,000.00	1.54	92,013.89	24,948,690.25	24,758,225.00
DTD 10/15/2015 1.250% 10/15/2019											
INTL BANK OF RECON AND DEV GLOBAL		459058F57	AAA	Aaa	10/20/16	10/27/16	49,894,500.00	1.20	100,000.00	49,971,467.00	49,413,500.00
NOTES											
DTD 10/27/2016 1.125% 11/27/2019											
INTL BANK OF RECON AND DEV GLOBAL		459058FA6	AAA	Aaa	03/23/16	03/30/16	24,923,500.00	1.45	115,538.19	24,977,289.25	24,659,425.00
NOTES											
DTD 03/30/2016 1.375% 03/30/2020											
INTL BK RECON & DEVELOP NOTES		459058FZ1	AAA	Aaa	03/14/17	03/21/17	24,978,250.00	1.90	130,208.33	24,991,168.25	24,788,750.00
DTD 03/21/2017 1.875% 04/21/2020											



Managed Account Detail of Securities Held

For the Month Ending **January 31, 2019**

SAN BERNARDINO COUNTY - 76990800

Security Type/Description	Dated Date/Coupon/Maturity	CUSIP	S&P Rating	Moody's Rating	Trade Date	Settle Date	Original Cost	YTM at Cost	Accrued Interest	Amortized Cost	Market Value
Supra-National Agency Bond / Note											
INTER-AMERICAN DEVEL BK NOTE	4581X0CX4	25,000,000.00	AAA	Aaa	04/05/17	04/12/17	24,940,750.00	1.70	89,149.31	24,974,975.25	24,710,325.00
DTD 04/12/2017 1.625% 05/12/2020											
INTL BANK OF RECON AND DEV GLOBAL	459058GA5	25,000,000.00	AAA	Aaa	08/22/17	08/29/17	24,994,750.00	1.63	165,885.42	24,997,184.00	24,634,225.00
NOTES											
DTD 08/29/2017 1.625% 09/04/2020											
INTERNATIONAL FINANCE CORPORATION	45950KCM0	25,000,000.00	AAA	Aaa	01/18/18	01/25/18	24,926,500.00	2.35	9,375.00	24,950,835.25	24,840,275.00
NOTE											
DTD 01/25/2018 2.250% 01/25/2021											
INTER-AMERICAN DEVELOPMENT BANK	4581X0DB1	50,000,000.00	AAA	Aaa	04/12/18	04/19/18	49,890,000.00	2.70	371,875.00	49,917,903.00	50,035,500.00
NOTE											
DTD 04/19/2018 2.625% 04/19/2021											
INTL BANK OF RECONSTRUCTION AND DEV	459058GH0	50,000,000.00	AAA	Aaa	07/18/18	07/25/18	49,883,000.00	2.83	30,555.56	49,902,452.50	50,246,950.00
NOTE											
DTD 07/25/2018 2.750% 07/23/2021											
INTL BANK OF RECON AND DEV GLOBAL	459058GF4	20,000,000.00	AAA	Aaa	12/12/17	12/13/17	19,955,000.00	2.18	56,666.67	19,967,361.40	19,771,000.00
NOTES											
DTD 12/13/2017 2.125% 12/13/2021											
INTER-AMERICAN DEVELOPMENT BANK	4581X0DD7	25,000,000.00	AAA	Aaa	09/20/18	09/26/18	24,944,000.00	3.06	260,416.67	24,948,606.75	25,354,625.00
NOTE											
DTD 09/26/2018 3.000% 09/26/2022											
Security Type Sub-Total		645,000,000.00					643,004,375.00	1.69	2,084,989.61	644,401,597.15	641,404,725.00

NOW Account											
BANK OF THE WEST MONEY MARKET FUND	BKOFWEST7	2,000.00	NR	NR	12/11/17	12/11/17	2,000.00	2.50	0.00	2,000.00	2,000.00
BANK OF THE WEST MONEY MARKET FUND	BKOFWEST7	14,998,000.00	NR	NR	11/21/16	11/21/16	14,998,000.00	2.50	0.00	14,998,000.00	14,998,000.00
BANK OF THE WEST MONEY MARKET FUND	BKOFWEST7	20,000,000.00	NR	NR	09/22/17	09/22/17	20,000,000.00	2.50	0.00	20,000,000.00	20,000,000.00
BANK OF THE WEST MONEY MARKET FUND	BKOFWEST7	25,000,000.00	NR	NR	07/24/18	07/24/18	25,000,000.00	2.50	0.00	25,000,000.00	25,000,000.00
BANK OF THE WEST MONEY MARKET FUND	BKOFWEST7	35,000,000.00	NR	NR	12/08/16	12/08/16	35,000,000.00	2.50	0.00	35,000,000.00	35,000,000.00
BANK OF THE WEST MONEY MARKET FUND	BKOFWEST7	50,000,000.00	NR	NR	11/28/16	11/28/16	50,000,000.00	2.50	0.00	50,000,000.00	50,000,000.00



Managed Account Detail of Securities Held

For the Month Ending **January 31, 2019**

SAN BERNARDINO COUNTY - 76990800

Security Type/Description	Dated Date/Coupon/Maturity	CUSIP	S&P Rating	Moody's Rating	Trade Date	Settle Date	Original Cost	YTM at Cost	Accrued Interest	Amortized Cost	Market Value
NOW Account											
BANK OF THE WEST MONEY MARKET FUND	BKOFWEST7		NR	NR	05/30/17	05/30/17	80,000,000.00	2.50	0.00	80,000,000.00	80,000,000.00
Security Type Sub-Total							225,000,000.00	2.50	0.00	225,000,000.00	225,000,000.00
Money Market Mutual Fund											
FIDELITY GOV'T MM FUND 2642	31607A703		AAA	Aaa	10/27/16	10/27/16	1,000,000.00	2.28	0.00	1,000,000.00	1,000,000.00
FEDERATED GOVT OBLIGATIONS FUND	608919718		AAA	Aaa	04/03/18	04/03/18	1,000,000.00	2.26	0.00	1,000,000.00	1,000,000.00
Security Type Sub-Total							2,000,000.00	2.27	0.00	2,000,000.00	2,000,000.00
Joint Powers Authority											
CALIFORNIA ASSET MANAGEMENT PROGRAM	CAMPMF025		AAA	NR	07/27/18	07/27/18	13,000,000.00	2.62	0.00	13,000,000.00	13,000,000.00
CALIFORNIA ASSET MANAGEMENT PROGRAM	CAMPMF025		AAA	NR	12/08/15	12/08/15	18,000,000.00	2.62	0.00	18,000,000.00	18,000,000.00
CALIFORNIA ASSET MANAGEMENT PROGRAM	CAMPMF025		AAA	NR	08/12/15	08/12/15	24,000,000.00	2.62	0.00	24,000,000.00	24,000,000.00
CALIFORNIA ASSET MANAGEMENT PROGRAM	CAMPMF025		AAA	NR	08/05/15	08/05/15	25,000,000.00	2.62	0.00	25,000,000.00	25,000,000.00
CALIFORNIA ASSET MANAGEMENT PROGRAM	CAMPMF025		AAA	NR	09/24/18	09/24/18	25,000,000.00	2.62	0.00	25,000,000.00	25,000,000.00
CALIFORNIA ASSET MANAGEMENT PROGRAM	CAMPMF025		AAA	NR	09/22/17	09/22/17	45,000,000.00	2.62	0.00	45,000,000.00	45,000,000.00
CALIFORNIA ASSET MANAGEMENT PROGRAM	CAMPMF025		AAA	NR	04/27/16	04/27/16	50,000,000.00	2.62	0.00	50,000,000.00	50,000,000.00
Security Type Sub-Total							200,000,000.00	2.62	0.00	200,000,000.00	200,000,000.00
Federally Insured Cash Account											
STONECASTLE FICA	FICAMF003		NR	NR	07/27/18	07/27/18	1,000,000.00	2.37	0.00	1,000,000.00	1,000,000.00



Managed Account Detail of Securities Held

For the Month Ending January 31, 2019

SAN BERNARDINO COUNTY - 76990800											
Security Type/Description	Dated Date/Coupon/Maturity	CUSIP	S&P Rating	Moody's Rating	Trade Date	Settle Date	Original Cost	YTM at Cost	Accrued Interest	Amortized Cost	Market Value
Security Type Sub-Total		1,000,000.00		1,000,000.00		2.37		0.00		1,000,000.00	
Federal Agency Discount Note											
FHLB DISC NOTE	313384BH1	50,000,000.00	A-1+	P-1	12/07/18	12/07/18	49,814,111.11	2.40	0.00	50,000,000.00	49,996,804.50
DTD 02/01/2018 0.000% 02/01/2019											
Security Type Sub-Total		50,000,000.00		49,814,111.11		2.40		0.00		49,996,804.50	
Federal Agency Bond / Note											
FNMA BENCHMARK NOTE	3135G0J53	25,000,000.00	AA+	Aaa	02/18/16	02/23/16	24,941,000.00	1.08	107,638.89	24,998,619.50	24,973,900.00
DTD 02/23/2016 1.000% 02/26/2019											
FHLMC NOTES (EX-CALLABLE)	3134GA6H2	25,000,000.00	AA+	Aaa	02/16/17	02/28/17	25,000,000.00	1.38	146,093.75	25,000,000.00	24,981,700.00
DTD 02/28/2017 1.375% 02/28/2019											
FEDERAL HOME LOAN BANK NOTES	3133782M2	25,000,000.00	AA+	Aaa	03/01/17	03/02/17	25,051,750.00	1.40	148,958.33	25,002,666.25	24,975,625.00
DTD 02/06/2012 1.500% 03/08/2019											
FEDERAL HOME LOAN BANK NOTES	3133782M2	25,000,000.00	AA+	Aaa	03/29/17	03/30/17	25,052,500.00	1.39	148,958.33	25,002,814.50	24,975,625.00
DTD 02/06/2012 1.500% 03/08/2019											
FHLB NOTES	3130AAXX1	75,000,000.00	AA+	Aaa	03/09/17	03/10/17	74,826,000.00	1.49	380,989.58	74,988,633.75	74,901,300.00
DTD 03/10/2017 1.375% 03/18/2019											
FREDDIE MAC NOTES	3137EADZ9	25,000,000.00	AA+	Aaa	03/17/16	03/21/16	24,991,750.00	1.14	82,812.50	24,999,435.75	24,932,075.00
DTD 03/21/2016 1.125% 04/15/2019											
FFCB BONDS	3133EHFK4	25,000,000.00	AA+	Aaa	04/06/17	04/17/17	24,978,250.00	1.36	95,333.33	24,997,680.75	24,947,225.00
DTD 04/17/2017 1.320% 04/17/2019											
FANNIE MAE FLOATING NOTES	3135G0U50	10,000,000.00	AA+	Aaa	10/25/18	10/30/18	10,000,000.00	2.22	1,352.78	10,000,000.00	10,000,720.00
DTD 10/30/2018 2.510% 04/30/2019											
FEDERAL HOME LOAN BANK AGENCY NOTES	3130ABF92	45,000,000.00	AA+	Aaa	05/11/17	05/12/17	44,914,950.00	1.47	108,281.25	44,986,311.90	44,846,550.00
DTD 05/12/2017 1.375% 05/28/2019											
FHLB GLOBAL NOTE	3130A8DB6	50,000,000.00	AA+	Aaa	06/02/16	06/03/16	49,979,000.00	1.14	62,500.00	49,997,274.00	49,747,500.00
DTD 06/03/2016 1.125% 06/21/2019											
FFCB BONDS	3133EHSC8	25,000,000.00	AA+	Aaa	07/17/17	07/24/17	24,981,750.00	1.44	6,805.56	24,995,567.75	24,875,750.00
DTD 07/24/2017 1.400% 07/24/2019											



Managed Account Detail of Securities Held

For the Month Ending January 31, 2019

SAN BERNARDINO COUNTY - 76990800

Security Type/Description	Dated Date/Coupon/Maturity	CUSIP	S&P Rating	Moody's Rating	Trade Date	Settle Date	Original Cost	YTM at Cost	Accrued Interest	Amortized Cost	Market Value	
Federal Agency Bond / Note												
FREDDIE MAC GLOBAL NOTES DTD 07/30/2012 1.250% 08/01/2019		3137EADK2	AA+	Aaa	08/07/15	08/10/15	23,123,989.46	1.50	145,918.75	23,318,218.75	23,202,388.68	
FREDDIE MAC NOTES DTD 07/19/2017 1.375% 08/15/2019		3137EAEH8	AA+	Aaa	09/26/17	09/27/17	9,978,400.00	1.49	63,402.78	9,993,772.30	9,941,100.00	
FREDDIE MAC NOTES DTD 07/19/2017 1.375% 08/15/2019		3137EAEH8	AA+	Aaa	07/18/17	07/19/17	74,889,750.00	1.45	475,520.83	74,970,957.75	74,558,250.00	
FNMA NOTES DTD 09/02/2016 1.000% 08/28/2019		3135GQP49	AA+	Aaa	08/31/16	09/02/16	49,922,000.00	1.05	212,500.00	49,984,805.00	49,568,350.00	
FREDDIE MAC GLOBAL NOTES DTD 10/02/2012 1.250% 10/02/2019		3137EADM8	AA+	Aaa	09/26/17	09/27/17	9,949,000.00	1.51	41,319.44	9,982,888.20	9,915,520.00	
FEDERAL HOME LOAN BANK NOTES DTD 10/13/2017 1.500% 10/21/2019		3130ACM92	AA+	Aaa	10/12/17	10/13/17	49,911,500.00	1.59	208,333.33	49,968,066.00	49,653,350.00	
FANNIE MAE GLOBAL NOTES DTD 10/25/2016 1.000% 10/24/2019		3135GQR39	AA+	Aaa	10/21/16	10/25/16	24,933,000.00	1.09	67,361.11	24,983,474.25	24,717,725.00	
FHLB NOTES DTD 11/17/2016 1.375% 11/15/2019		3130AA3R7	AA+	Aaa	11/16/16	11/17/16	34,991,950.00	1.38	101,597.22	34,997,845.75	34,672,190.00	
FEDERAL FARM CREDIT BANKS FLOATING NOTE DTD 03/19/2018 2.443% 11/19/2019		3133EJGR4	AA+	Aaa	03/09/18	03/19/18	10,000,000.00	1.72	8,821.94	10,000,000.00	9,995,300.00	
FFCB NOTES DTD 12/12/2017 1.875% 12/12/2019		3133EH2S1	AA+	Aaa	12/05/17	12/12/17	49,950,685.50	1.93	127,604.17	49,978,478.50	49,711,200.00	
FHLB NOTES DTD 12/30/2013 2.375% 12/13/2019		3130A0JR2	AA+	Aaa	11/16/17	11/17/17	25,295,700.00	1.79	79,166.67	25,125,007.75	24,956,975.00	
FREDDIE MAC NOTES DTD 01/17/2017 1.500% 01/17/2020		3137EAEES	AA+	Aaa	01/12/17	01/17/17	24,973,000.00	1.54	14,583.33	24,991,215.75	24,750,350.00	
FNMA NOTES DTD 01/12/2015 1.625% 01/21/2020		3135GQA78	AA+	Aaa	12/02/15	12/03/15	25,004,100.00	1.62	11,284.72	25,001,027.75	24,777,275.00	
FHLB NOTES DTD 02/09/2018 2.125% 02/11/2020		3130ADN32	AA+	Aaa	02/08/18	02/09/18	74,862,750.00	2.22	752,604.17	74,928,890.25	74,641,200.00	



Managed Account Detail of Securities Held

For the Month Ending January 31, 2019

SAN BERNARDINO COUNTY - 76990800

Security Type/Description	Dated Date/Coupon/Maturity	CUSIP	S&P Rating	Moody's Rating	Trade Date	Settle Date	Original Cost	YTM at Cost	Accrued Interest	Amortized Cost	Market Value
Federal Agency Bond / Note											
FNMA NOTES	DTD 02/28/2017 1.500% 02/28/2020	3135G0T29	AA+	Aaa	02/24/17	02/28/17	39,974,400.00	1.52	255,000.00	39,990,694.40	39,577,720.00
FEDERAL HOME LOAN BANKS NOTES	DTD 03/16/2018 2.375% 03/30/2020	3130ADUJ9	AA+	Aaa	03/15/18	03/16/18	29,994,600.00	2.38	239,479.17	29,996,800.20	29,980,620.00
FHLMC AGENCY NOTES	DTD 04/20/2017 1.375% 04/20/2020	3137EAEF2	AA+	Aaa	04/19/17	04/20/17	24,914,500.00	1.49	96,440.97	24,964,798.50	24,662,325.00
FHLMC NOTES	DTD 04/19/2018 2.500% 04/23/2020	3137EAEM7	AA+	Aaa	04/18/18	04/19/18	34,992,300.00	2.51	238,194.44	34,995,219.70	34,996,115.00
FFCB BONDS	DTD 05/08/2017 1.550% 05/08/2020	3133EHJA2	AA+	Aaa	05/02/17	05/08/17	24,986,275.00	1.57	89,340.28	24,994,116.00	24,689,050.00
FEDERAL HOME LOAN BANKS NOTES	DTD 05/21/2018 2.625% 05/28/2020	3130AECJ7	AA+	Aaa	05/18/18	05/21/18	49,982,000.00	2.64	229,687.50	49,987,982.50	50,090,750.00
FNMA NOTES	DTD 08/01/2017 1.500% 07/30/2020	3135G0T60	AA+	Aaa	07/28/17	08/01/17	74,772,750.00	1.60	3,125.00	74,885,115.00	73,912,350.00
FHLB NOTES	DTD 03/14/2018 2.400% 09/14/2020	3130ADT93	AA+	Aaa	03/08/18	03/14/18	9,993,783.00	2.43	91,333.33	9,995,931.50	9,983,850.00
FHLB NOTES	DTD 09/08/2017 1.375% 09/28/2020	3130ACE26	AA+	Aaa	09/07/17	09/08/17	39,871,600.00	1.48	187,916.67	39,929,556.80	39,268,840.00
FEDERAL HOME LOAN BANKS NOTES	DTD 09/07/2018 2.625% 10/01/2020	3130AEWA4	AA+	Aaa	09/06/18	09/07/18	74,838,750.00	2.73	656,250.00	74,868,692.25	75,132,375.00
FANNIE MAE NOTES	DTD 11/01/2018 2.875% 10/30/2020	3135G0U84	AA+	Aaa	10/30/18	11/01/18	49,971,000.00	2.91	359,375.00	49,974,541.00	50,317,100.00
FHLMC NOTES	DTD 11/15/2017 1.875% 11/17/2020	3137EAEK1	AA+	Aaa	11/14/17	11/15/17	49,952,000.00	1.91	192,708.33	49,971,007.50	49,458,550.00
FHLB CALLABLE NOTES	DTD 01/29/2018 2.250% 01/29/2021	3130ADFV9	AA+	Aaa	01/17/18	01/29/18	25,000,000.00	2.25	3,125.00	25,000,000.00	24,878,650.00
FREDDIE MAC NOTES	DTD 02/16/2018 2.375% 02/16/2021	3137EAEI9	AA+	Aaa	02/15/18	02/16/18	49,868,000.00	2.47	544,270.83	49,909,126.00	49,881,100.00



Managed Account Detail of Securities Held

For the Month Ending **January 31, 2019**

SAN BERNARDINO COUNTY - 76990800

Security Type/Description Dated Date/Coupon/Maturity	CUSIP	S&P Rating	Moody's Rating	Trade Date	Settle Date	Original Cost	YTM at Cost	Accrued Interest	Amortized Cost	Market Value
Federal Agency Bond / Note										
FEDERAL FARM CREDIT BANKS NOTES DTD 04/05/2018 2.540% 04/05/2021	3133EJJD2	AA+	Aaa	04/03/18	04/05/18	50,012,500.00	2.53	409,222.22	50,009,164.50	50,002,500.00
FANNIE MAE NOTES DTD 04/13/2018 2.500% 04/13/2021	3135GOU27	AA+	Aaa	04/12/18	04/13/18	49,925,500.00	2.55	375,000.00	49,944,834.50	50,035,750.00
FEDERAL FARM CREDIT BANK NOTES DTD 11/26/2018 2.875% 05/26/2021	3133EJW70	AA+	Aaa	11/26/18	11/27/18	24,955,750.00	2.95	129,774.31	24,958,812.75	25,192,900.00
FEDERAL FARM CREDIT BANK NOTES DTD 11/26/2018 2.875% 05/26/2021	3133EJW70	AA+	Aaa	11/20/18	11/26/18	49,966,000.00	2.90	259,548.61	49,968,385.50	50,385,800.00
FANNIE MAE NOTES DTD 06/25/2018 2.750% 06/22/2021	3135GOU35	AA+	Aaa	06/22/18	06/25/18	74,982,750.00	2.76	223,437.50	74,986,008.00	75,427,350.00
FEDERAL HOME LOAN BANKS NOTES DTD 10/12/2018 3.000% 10/12/2021	3130AF5B9	AA+	Aaa	10/11/18	10/12/18	49,967,500.00	3.02	454,166.67	49,970,658.50	50,664,600.00
FANNIE MAE NOTES DTD 01/11/2019 2.625% 01/11/2022	3135GOU92	AA+	Aaa	01/09/19	01/11/19	59,956,800.00	2.65	87,500.00	59,957,574.00	60,183,420.00
FEDERAL FARM CREDIT BANK NOTES DTD 01/18/2019 2.600% 01/18/2022	3133EJ5P0	AA+	Aaa	01/16/19	01/18/19	49,957,500.00	2.63	46,944.44	49,957,995.00	50,093,650.00
FEDERAL HOME LOAN BANK (CALLABLE) NOTES DTD 09/26/2017 2.150% 09/26/2022	3130ACF66	AA+	Aaa	01/28/19	01/29/19	24,398,750.00	2.85	186,631.94	24,399,632.50	24,512,300.00
FEDERAL HOME LOAN BANK NOTES (CALLABLE) DTD 10/26/2018 3.210% 10/26/2022	3130AFAJ6	AA+	Aaa	10/17/18	10/26/18	25,000,000.00	3.21	211,770.83	25,000,000.00	25,229,625.00
FEDERAL HOME LOAN BANK NOTES DTD 03/01/2018 2.750% 03/10/2023	3130ADRG9	AA+	Aaa	01/07/19	01/09/19	10,042,680.00	2.64	107,708.33	10,042,156.80	10,043,650.00
Security Type Sub-Total						1,890,780,462.96	2.03	9,277,694.13	1,891,852,455.55	1,887,820,083.68

Corporate Note

MICROSOFT CORP NOTES DTD 08/08/2016 1.100% 08/08/2021	594918BN3	AAA	Aaa	10/30/18	11/01/18	14,811,990.00	2.76	79,291.67	14,872,743.60	14,890,845.00
--	-----------	-----	-----	----------	----------	---------------	------	-----------	---------------	---------------



Managed Account Detail of Securities Held

For the Month Ending **January 31, 2019**

SAN BERNARDINO COUNTY - 76990800

Security Type/Description Dated Date/Coupon/Maturity	CUSIP	S&P Rating	Moody's Rating	Trade Date	Settle Date	Original Cost	YTM at Cost	Accrued Interest	Amortized Cost	Market Value
Corporate Note										
MICROSOFT CORP NOTES DTD 08/08/2016 1.100% 08/08/2019	594918BN3	AAA	Aaa	08/01/16	08/08/16	19,979,400.00	1.14	105,722.22	19,996,383.20	19,854,460.00
WAL-MART STORES INC CORP NOTE DTD 10/20/2017 1.750% 10/09/2019	931142DY6	AA	Aa2	10/11/17	10/20/17	6,999,860.00	1.75	38,111.11	6,999,945.12	6,960,156.00
MICROSOFT CORP NOTES DTD 02/06/2017 1.850% 02/06/2020	594918BV5	AAA	Aaa	01/30/17	02/06/17	14,989,950.00	1.87	134,895.83	14,996,540.55	14,889,540.00
JPMORGAN CHASE & CO CALLABLE FLT CORP DTD 02/13/2018 2.868% 02/13/2020	48125LRM6	A+	Aa2	02/08/18	02/13/18	10,000,000.00	2.10	63,736.22	10,000,000.00	10,000,860.00
WAL-MART STORES INC CORP NOTES DTD 06/27/2018 2.850% 06/23/2020	931142EG4	AA	Aa2	06/20/18	06/27/18	9,996,900.00	2.87	30,083.33	9,997,793.70	10,047,800.00
JOHNSON & JOHNSON CORP NOTE DTD 11/10/2017 1.950% 11/10/2020	478160CH5	AAA	Aaa	11/08/17	11/10/17	2,996,790.00	1.99	13,162.50	2,998,078.44	2,959,545.00
JPMORGAN CHASE & CO CORP NOTE DTD 02/01/2018 2.604% 02/01/2021	48125LRK0	A+	Aa2	01/15/19	01/17/19	2,729,347.50	2.99	35,805.00	2,729,748.56	2,738,648.00
EXXON MOBIL CORPORATE (CALLABLE) NOTES DTD 03/03/2016 2.222% 03/01/2021	30231GAV4	AA+	Aaa	11/26/18	11/28/18	4,887,350.00	3.26	46,291.67	4,895,867.00	4,959,860.00
JPMORGAN CHASE & CO CORP NOTE DTD 04/26/2018 3.086% 04/26/2021	48125LRN4	A+	Aa2	01/15/19	01/17/19	7,474,275.00	3.24	61,077.08	7,474,729.50	7,495,252.50
WAL-MART STORES INC CORP NOTES DTD 06/27/2018 3.125% 06/23/2021	931142EJ8	AA	Aa2	06/20/18	06/27/18	6,999,650.00	3.13	23,090.28	6,999,702.43	7,075,432.00
WAL-MART STORES INC CORP NOTES DTD 06/27/2018 3.125% 06/23/2021	931142EJ8	AA	Aa2	06/21/18	06/27/18	10,011,800.00	3.08	32,986.11	10,009,515.20	10,107,760.00
3M COMPANY DTD 09/14/2018 3.000% 09/14/2021	88579YBA8	AA-	A1	09/11/18	09/14/18	1,995,900.00	3.07	22,833.33	1,996,400.48	2,018,176.00
3M COMPANY CORP (CALLABLE) NOTES DTD 09/19/2016 1.625% 09/19/2021	88579YAU5	AA-	A1	11/05/18	11/07/18	9,571,200.00	3.20	59,583.33	9,604,802.50	9,693,710.00
Security Type Sub-Total						123,444,412.50	2.41	746,669.68	123,572,250.28	123,692,044.50



Managed Account Detail of Securities Held

For the Month Ending **January 31, 2019**

SAN BERNARDINO COUNTY - 76990800

Security Type/Description	CUSIP	S&P Rating	Moody's Rating	Trade Date	Settle Date	Original Cost	YTM at Cost	Accrued Interest	Amortized Cost	Market Value
Commercial Paper										
EXXON MOBIL CORP COMM PAPER	30229BP19	A-1+	P-1	12/19/18	12/19/18	56,831,406.67	2.43	0.00	57,000,000.00	56,996,295.00
-- 0.000% 02/01/2019										
BNP PARIBAS NY BRANCH COMM PAPER	09659CP10	A-1	P-1	01/31/19	01/31/19	177,988,281.67	2.37	0.00	178,000,000.00	177,988,252.00
DTD 05/23/2018 0.000% 02/01/2019										
CREDIT AGRICOLE CIB NY COMM PAPER	22533UP15	A-1	P-1	01/31/19	01/31/19	177,988,281.67	2.37	0.00	178,000,000.00	177,988,252.00
DTD 05/07/2018 0.000% 02/01/2019										
EXXON MOBIL CORP COMM PAPER	30229BP43	A-1+	P-1	12/21/18	12/21/18	29,907,375.00	2.48	0.00	29,993,825.10	29,992,140.00
DTD 12/20/2018 0.000% 02/04/2019										
EXXON MOBIL CORP COMM PAPER	30229BP3	A-1+	P-1	12/21/18	12/21/18	34,870,325.00	2.48	0.00	34,971,183.45	34,969,445.00
-- 0.000% 02/13/2019										
JP MORGAN SECURITIES LLC COMM PAPER	466400Q12	A-1	P-1	08/02/18	08/02/18	24,633,680.56	2.54	0.00	24,951,389.00	24,949,125.00
DTD 06/04/2018 0.000% 03/01/2019										
BNP PARIBAS NY BRANCH COMM PAPER	09659CO19	A-1	P-1	12/20/18	12/20/18	29,853,858.33	2.48	0.00	29,942,366.70	29,941,080.00
DTD 06/06/2018 0.000% 03/01/2019										
EXXON MOBIL CORP COMM PAPER	30229BO42	A-1+	P-1	12/21/18	12/21/18	29,848,525.00	2.50	0.00	29,935,674.90	29,934,870.00
-- 0.000% 03/04/2019										
MUFG BANK LTD/NY COMM PAPER	62479MO71	A-1	P-1	01/31/19	02/01/19	49,881,944.44	2.51	0.00	49,881,944.44	49,877,850.00
-- 0.000% 03/07/2019										
JP MORGAN SECURITIES LLC COMM PAPER	466400OD6	A-1	P-1	12/13/18	12/13/18	29,791,500.00	2.80	0.00	29,907,333.30	29,912,820.00
DTD 06/18/2018 0.000% 03/13/2019										
TOYOTA MOTOR CREDIT CORP COMM PAPER	89233HS13	A-1+	P-1	08/08/18	08/09/18	24,523,368.06	2.64	0.00	24,839,923.50	24,838,750.00
DTD 08/08/2018 0.000% 05/01/2019										
JP MORGAN SECURITIES LLC COMM PAPER	466400S10	A-1	P-1	10/16/18	10/17/18	24,636,583.33	2.71	0.00	24,834,979.25	24,830,000.00
DTD 10/16/2018 0.000% 05/01/2019										
CREDIT AGRICOLE CIB NY COMM PAPER	22533US20	A-1	P-1	01/28/19	01/29/19	29,798,500.00	2.62	0.00	29,805,000.00	29,800,470.00
-- 0.000% 05/02/2019										



Managed Account Detail of Securities Held

For the Month Ending **January 31, 2019**

SAN BERNARDINO COUNTY - 76990800

Security Type/Description	Dated Date/Coupon/Maturity	CUSIP	S&P Rating	Moody's Rating	Trade Date	Settle Date	Original Cost	YTM at Cost	Accrued Interest	Amortized Cost	Market Value
Commercial Paper											
TOYOTA MOTOR CREDIT CORP COMM PAPER	89233HSP0	89233HSP0	A-1+	P-1	01/24/19	01/25/19	49,567,333.33	2.66	0.00	49,593,000.00	49,595,250.00
DTD 11/09/2018 0.000% 05/23/2019											
BNP PARIBAS NY BRANCH COMM PAPER	09659CSW9	09659CSW9	A-1	P-1	01/03/19	01/03/19	49,442,625.00	2.76	0.00	49,552,583.50	49,557,200.00
-- 0.000% 05/30/2019											
COOPERATIEVE RABOBANK U.A. COMM PAPER	21687BUX7	21687BUX7	A-1	P-1	12/11/18	12/12/18	49,101,666.67	2.85	0.00	49,300,000.00	49,326,300.00
-- 0.000% 07/31/2019											
TOYOTA MOTOR CREDIT CORP COMM PAPER	89233HV19	89233HV19	A-1+	P-1	01/31/19	02/01/19	24,665,652.78	2.70	0.00	24,665,652.78	24,665,652.50
-- 0.000% 08/01/2019											
JP MORGAN SECURITIES LLC COMM PAPER	46640QV16	46640QV16	A-1	P-1	01/03/19	01/03/19	49,148,333.33	2.97	0.00	49,265,944.50	49,281,350.00
DTD 11/06/2018 0.000% 08/01/2019											
Security Type Sub-Total							942,479,240.84	2.54	0.00	944,440,800.42	944,445,101.50
Certificate of Deposit											
BANK OF MONTREAL CHICAGO CERT DEPOS	06370RPO6	06370RPO6	A-1	P-1	12/04/18	12/06/18	25,000,000.00	2.58	102,125.00	25,000,000.00	25,000,125.00
DTD 12/06/2018 2.580% 02/01/2019											
BANK OF AMERICA NA CERT DEPOS	06052TB74	06052TB74	A-1	P-1	08/29/18	08/30/18	50,000,000.00	2.40	516,666.67	50,000,000.00	49,999,662.50
DTD 08/30/2018 2.400% 02/01/2019											
ROYAL BANK OF CANADA NY CERT DEPOS	78012UAE5	78012UAE5	A-1+	P-1	12/11/18	12/12/18	25,005,300.00	2.52	164,900.82	25,000,558.00	25,000,225.00
DTD 02/07/2018 2.761% 02/07/2019											
SVENSKA HANDELSBANKEN NY CERT DEPOS	86958J2V0	86958J2V0	A-1+	P-1	12/20/18	12/20/18	30,000,000.00	2.56	91,733.33	30,000,000.00	30,000,795.00
DTD 12/20/2018 2.560% 02/14/2019											
COMMONWEALTH BANK OF AUSTRALIA NY FLT C	20271ENES	20271ENES	A-1+	P-1	02/22/18	02/27/18	50,000,000.00	1.94	15,454.89	50,000,000.00	49,992,000.00
DTD 02/27/2018 2.782% 02/27/2019											
BMO HARRIS BANK NA FLOATING CERT DEPOS	05574BJT8	05574BJT8	A-1	P-1	06/05/18	06/06/18	25,000,000.00	2.36	59,164.17	25,000,000.00	24,998,250.00
DTD 06/06/2018 2.829% 03/01/2019											



Managed Account Detail of Securities Held

For the Month Ending January 31, 2019

SAN BERNARDINO COUNTY - 76990800

Security Type/Description	Dated Date/Coupon/Maturity	CUSIP	S&P Rating	Moody's Rating	Trade Date	Settle Date	Original Cost	YTM at Cost	Accrued Interest	Amortized Cost	Market Value
Certificate of Deposit											
COMMONWEALTH BANK OF AUSTRALIA NY CD	20271EPW3	20271EPW3	A-1+	P-1	10/24/18	10/25/18	25,000,000.00	2.57	176,687.50	25,000,000.00	24,999,081.00
DTD 10/25/2018 2.570% 03/01/2019											
SVENSKA HANDELSBANKEN NY CERT DEPOS	86958J2T5	86958J2T5	A-1+	P-1	12/19/18	12/20/18	50,000,000.00	2.65	158,263.89	50,000,000.00	50,006,180.00
DTD 12/20/2018 2.650% 03/01/2019											
WESTPAC BANKING CORP NY FLT CERT DEPOS	96121T7C6	96121T7C6	A-1+	P-1	03/02/18	03/06/18	50,000,000.00	2.05	98,706.60	50,000,000.00	50,001,000.00
DTD 03/06/2018 2.843% 03/06/2019											
NORDEA BANK FINLAND NY CERT DEPOS	65558TBYO	65558TBYO	A-1+	P-1	12/11/18	12/11/18	40,000,000.00	2.76	159,466.67	40,000,000.00	40,011,828.00
DTD 12/11/2018 2.760% 03/11/2019											
ROYAL BANK OF CANADA NY FLT CERT DEPOS	78012UCTO	78012UCTO	A-1+	P-1	04/05/18	04/09/18	25,000,000.00	2.56	58,797.67	25,000,000.00	25,008,300.00
DTD 04/09/2018 3.024% 04/09/2019											
NORDEA BK AB (PUBL)/NY FLOATING CD	65590ATJ5	65590ATJ5	A-1+	P-1	03/13/18	03/14/18	25,000,000.00	2.19	20,180.56	25,000,000.00	25,004,500.00
DTD 03/14/2018 2.906% 04/22/2019											
BANK OF MONTREAL CHICAGO CERT DEPOS	06370RTU3	06370RTU3	A-1	P-1	01/03/19	01/03/19	50,000,000.00	2.77	111,569.44	50,000,000.00	50,008,465.00
DTD 01/03/2019 2.770% 04/22/2019											
BANK OF NOVA SCOTIA HOUSTON FLT CD	06417GR34	06417GR34	A-1	P-1	03/28/18	03/29/18	25,000,000.00	2.62	178,313.89	25,000,000.00	25,011,750.00
DTD 03/29/2018 2.986% 05/01/2019											
BANK OF AMERICA NA CERT DEPOS	06052TB90	06052TB90	A-1	P-1	09/18/18	09/19/18	25,000,000.00	2.60	243,750.00	25,000,000.00	24,990,365.00
DTD 09/19/2018 2.600% 05/01/2019											
US BANK NATL ASSOC CERT DEPOS	90333VH52	90333VH52	A-1+	P-1	01/28/19	01/29/19	40,000,000.00	2.64	8,800.00	40,000,000.00	39,980,578.80
DTD 01/29/2019 2.640% 05/07/2019											
SWEDBANK NY CERT DEPOS	87019VUH8	87019VUH8	A-1+	P-1	01/08/19	01/09/19	50,000,000.00	2.74	87,527.78	50,000,000.00	49,997,306.50
DTD 01/09/2019 2.740% 05/30/2019											
BANK OF MONTREAL CHICAGO FLOATING CD	06371E5T0	06371E5T0	A-1	P-1	05/10/18	05/11/18	25,000,000.00	2.28	57,450.01	25,000,000.00	25,000,750.00
DTD 05/11/2018 2.864% 06/03/2019											



Managed Account Detail of Securities Held

For the Month Ending January 31, 2019

SAN BERNARDINO COUNTY - 76990800

Security Type/Description	Dated Date/Coupon/Maturity	CUSIP	S&P Rating	Moody's Rating	Trade Date	Settle Date	Original Cost	YTM at Cost	Accrued Interest	Amortized Cost	Market Value
Certificate of Deposit											
BANK OF MONTREAL CHICAGO FLOATING CD	06/05/2018 2.814%	06371E7H4	A-1	P-1	06/04/18	06/05/18	25,000,000.00	2.34	56,443.06	25,000,000.00	24,997,500.00
ROYAL BANK OF CANADA NY FLT CERT DEPOS	06/05/2018 2.814%	78012UIDY8	A-1+	P-1	06/04/18	06/05/18	25,000,000.00	2.34	56,443.06	25,000,000.00	25,007,750.00
WESTPAC BANKING CORP NY FLOAT CERT DEPOS	06/06/2018 2.794%	96121T7M4	A-1+	P-1	06/05/18	06/06/18	25,000,000.00	2.33	56,040.29	25,000,000.00	24,995,750.00
TORONTO DOMINION BANK NY FLT CERT DEPOS	06/07/2018 2.804%	89113X2H6	A-1+	P-1	06/06/18	06/07/18	25,000,000.00	2.35	56,040.29	25,000,000.00	25,007,000.00
COMMONWEALTH BANK OF AUSTRALIA NY FLT CD	12/12/2018 2.803%	20271EOE2	A-1+	P-1	12/11/18	12/12/18	25,000,000.00	2.73	48,658.86	25,000,000.00	25,010,300.00
ROYAL BANK OF CANADA NY FLT CERT DEPOS	06/05/2018 2.829%	78012UDZ5	A-1+	P-1	06/04/18	06/05/18	25,000,000.00	2.33	59,164.18	25,000,000.00	25,001,750.00
BANK OF NOVA SCOTIA HOUSTON FLT CD	06/06/2018 2.829%	06417GT99	A-1	P-1	06/05/18	06/06/18	25,000,000.00	2.36	59,164.17	25,000,000.00	24,986,000.00
TORONTO DOMINION BANK NY FLT CERT DEPOS	06/07/2018 2.799%	89113X2J2	A-1+	P-1	06/06/18	06/07/18	25,000,000.00	2.34	58,539.17	25,000,000.00	24,982,750.00
SVENSKA HANDELSBANKEN NY FLOATING CD	06/06/2018 2.789%	86958JH85	A-1+	P-1	06/05/18	06/06/18	50,000,000.00	2.32	116,661.67	50,000,000.00	50,021,500.00
ROYAL BANK OF CANADA NY CERT DEPOS	01/29/2019 2.690%	78012ULW3	A-1+	P-1	01/29/19	01/29/19	25,000,000.00	2.69	5,604.17	25,000,000.00	24,991,243.50
NORDEA BANK AB NEW YORK CERT DEPOS	01/29/2019 2.670%	65558TDL6	A-1+	P-1	01/29/19	01/29/19	50,000,000.00	2.67	11,125.00	50,000,000.00	49,977,502.00



Managed Account Detail of Securities Held

For the Month Ending January 31, 2019

SAN BERNARDINO COUNTY - 76990800

Security Type/Description	Dated Date/Coupon/Maturity	CUSIP	S&P Rating	Moody's Rating	Trade Date	Settle Date	Original Cost	YTM at Cost	Accrued Interest	Amortized Cost	Market Value
Certificate of Deposit											
US BANK NA CINCINNATI CERT DEPOS	09/05/2018 2.720%	90333VY07	A-1+	P-1	09/04/18	09/05/18	25,000,000.00	2.72	281,444.44	25,000,000.00	24,987,476.50
DTD 09/03/2019											
TORONTO DOMINION BANK NY CERT		89114MJN8	A-1+	P-1	10/18/18	10/19/18	25,000,000.00	3.00	212,500.00	25,000,000.00	25,041,950.00
DEPOS											
DTD 10/19/2018 3.000%											
COOPERATIVE RABOBANK U.A. CERT		21685V7E3	A-1	P-1	01/08/19	01/09/19	25,000,000.00	2.86	45,680.56	25,000,000.00	25,004,760.00
DEPOS											
DTD 01/09/2019 2.860%											
Security Type Sub-Total							1,035,005,300.00	2.50	3,433,067.81	1,035,000,558.00	1,035,024,393.80
Bank Note											
US BANK NA CINCINNATI CALLABLE BANK		90331HNU3	AA-	A1	07/20/18	07/24/18	9,995,200.00	3.07	5,930.56	9,996,419.00	10,028,750.00
NOTE											
DTD 07/24/2018 3.050%											
US BANK NA CALLABLE BANK NOTE		90331HNG4	AA-	A1	10/19/17	10/24/17	39,992,000.00	2.06	223,222.22	39,995,323.60	39,453,960.00
DTD 10/24/2017 2.050%											
US BANK NA CINCINNATI CALLABLE BANK		90331HNP4	AA-	A1	04/24/18	04/26/18	14,999,100.00	3.15	124,687.50	14,999,321.55	15,069,555.00
NOTE											
DTD 04/26/2018 3.150%											
US BANK BANK NOTE (CALLABLE)		90331HNX7	AA-	A1	11/13/18	11/16/18	9,986,200.00	3.50	71,875.00	9,987,117.30	10,115,740.00
DTD 11/16/2018 3.450%											
Security Type Sub-Total							74,972,500.00	2.61	425,715.28	74,978,181.45	74,668,005.00
Managed Account Sub-Total							6,725,487,156.13	2.15	20,956,523.47	6,734,781,820.85	6,719,520,232.98
Securities Sub-Total							\$6,725,487,156.13	2.15%	\$20,956,523.47	\$6,734,781,820.85	\$6,719,520,232.98
Accrued Interest											\$20,956,523.47
Total Investments											\$6,740,476,756.45



Managed Account Detail of Securities Held

For the Month Ending **January 31, 2019**

SAN BERNARDINO COUNTY - 76990800

Bolded items are forward settling trades.



Managed Account Fair Market Value & Analytics

For the Month Ending January 31, 2019

SAN BERNARDINO COUNTY - 76990800

Security Type/Description	Dated Date/Coupon/Maturity	CUSIP	Par	Broker	Next Call Date	Market Price	Market Value	Unreal G/L On Cost	Unreal G/L Amort Cost	Effective Duration	Duration to Worst at Mkt	YTM
U.S. Treasury Bond / Note												
US TREASURY NOTES	DTD 02/29/2012 1.375% 02/28/2019	912828SH4	25,000,000.00	TOR DOM		99.92	24,981,025.00	(65,850.00)	(20,063.50)	0.08	0.08	2.34
US TREASURY NOTES	DTD 02/28/2014 1.500% 02/28/2019	912828C24	50,000,000.00	BARCLAYS		99.93	49,966,700.00	(640,721.88)	(52,842.50)	0.08	0.08	2.35
US TREASURY NOTES	DTD 03/31/2014 1.625% 03/31/2019	912828C65	25,000,000.00	TOR DOM		99.87	24,967,925.00	(243,012.50)	(42,222.25)	0.16	0.16	2.41
US TREASURY NOTES	DTD 04/15/2016 0.875% 04/15/2019	912828O52	25,000,000.00	BMO		99.70	24,925,400.00	127,548.44	(48,243.00)	0.20	0.20	2.34
US TREASURY NOTES	DTD 05/31/2017 1.250% 05/31/2019	912828X54	25,000,000.00	BARCLAYS		99.61	24,902,350.00	(75,189.06)	(93,872.75)	0.33	0.33	2.44
US TREASURY NOTES	DTD 05/31/2017 1.250% 05/31/2019	912828X54	25,000,000.00	JEFFERIE		99.61	24,902,350.00	(32,320.31)	(84,817.25)	0.33	0.33	2.44
US TREASURY NOTES	DTD 05/31/2012 1.125% 05/31/2019	912828SX9	50,000,000.00	BNP		99.57	49,785,150.00	(15,631.25)	(184,582.00)	0.33	0.33	2.43
US TREASURY NOTES	DTD 06/15/2016 0.875% 06/15/2019	912828R85	25,000,000.00	TD SEC U		99.43	24,856,450.00	196,293.75	(92,460.50)	0.37	0.37	2.43
US TREASURY NOTES	DTD 07/02/2012 1.000% 06/30/2019	912828TC4	50,000,000.00	DAIWA		99.42	49,709,000.00	78,140.62	(222,928.50)	0.41	0.41	2.42
US TREASURY NOTES	DTD 06/30/2014 1.625% 06/30/2019	912828WS5	50,000,000.00	TD		99.66	49,832,050.00	(412,090.63)	(218,712.50)	0.41	0.41	2.44
US TREASURY NOTES	DTD 06/30/2014 1.625% 06/30/2019	912828WS5	50,000,000.00	BMO		99.66	49,832,050.00	(378,887.50)	(212,123.00)	0.41	0.41	2.44
US TREASURY N/B NOTES	DTD 06/30/2017 1.250% 06/30/2019	912828XV7	50,000,000.00	DEUTSCHE		99.51	49,753,900.00	183,587.50	(129,849.00)	0.41	0.41	2.45
US TREASURY NOTES	DTD 09/15/2016 0.875% 09/15/2019	912828G4	25,000,000.00	BARCLAYS		98.99	24,747,075.00	25,395.31	(165,678.75)	0.61	0.61	2.53
US TREASURY NOTES	DTD 10/31/2014 1.500% 10/31/2019	912828F62	25,000,000.00	MERRILL		99.23	24,807,625.00	(161,125.00)	(184,164.25)	0.73	0.73	2.55
US TREASURY NOTES	DTD 10/31/2014 1.500% 10/31/2019	912828F62	25,000,000.00	DAIWA		99.23	24,807,625.00	(91,789.06)	(153,762.75)	0.73	0.73	2.55
US TREASURY NOTES	DTD 11/30/2012 1.000% 11/30/2019	912828UB4	25,000,000.00	BMO		98.73	24,683,600.00	(216,790.63)	(289,016.25)	0.82	0.82	2.55
US TREASURY N/B	DTD 12/15/2016 1.375% 12/15/2019	912828U73	25,000,000.00	SOC GEN		98.99	24,748,050.00	(200,192.19)	(231,541.25)	0.86	0.86	2.55



Managed Account Fair Market Value & Analytics

For the Month Ending **January 31, 2019**

SAN BERNARDINO COUNTY - 76990800

Security Type/Description	Dated Date/Coupon/Maturity	CUSIP	Par	Broker	Next Call Date	Market Price	Market Value	Unreal G/L On Cost	Unreal G/L Amort Cost	Effective Duration	Duration to Worst at Mkt	YTM
U.S. Treasury Bond / Note												
US TREASURY N/B NOTES	DTD 01/17/2017 1.375% 01/15/2020	912828V31	50,000,000.00	MORGANST		98.89	49,445,300.00	68,346.87	(254,354.50)	0.94	0.94	2.56
US TREASURY NOTES	DTD 02/15/2017 1.375% 02/15/2020	912828W22	50,000,000.00	BARCLAYS		98.80	49,398,450.00	60,559.37	(268,060.00)	1.02	1.02	2.55
US TREASURY NOTES	DTD 03/02/2015 1.375% 02/29/2020	912828J50	25,000,000.00	BNP DIR		98.75	24,687,500.00	(170,898.44)	(262,233.00)	1.05	1.05	2.56
US TREASURY NOTES	DTD 04/30/2015 1.375% 04/30/2020	912828K58	50,000,000.00	MORGANST		98.62	49,308,600.00	(367,181.25)	(567,704.50)	1.22	1.22	2.51
US TREASURY NOTES	DTD 04/30/2013 1.125% 04/30/2020	912828VA5	50,000,000.00	BMO		98.31	49,154,300.00	333,987.50	(185,335.00)	1.22	1.22	2.51
US TREASURY NOTES	DTD 05/31/2013 1.375% 05/31/2020	912828VF4	50,000,000.00	MORGAN_S		98.52	49,259,750.00	249,984.37	(130,289.50)	1.30	1.30	2.51
US TREASURY NOTES	DTD 06/01/2015 1.500% 05/31/2020	912828XE5	50,000,000.00	BNY		98.70	49,347,650.00	380,853.12	7,395.50	1.30	1.30	2.50
US TREASURY NOTES	DTD 07/01/2013 1.875% 06/30/2020	912828VJ6	50,000,000.00	JEFFERIE		99.13	49,564,450.00	52,731.25	(127,695.00)	1.38	1.38	2.51
US TREASURY NOTES	DTD 07/01/2013 1.875% 06/30/2020	912828VJ6	50,000,000.00	JPM		99.13	49,564,450.00	265,621.87	22,364.00	1.38	1.38	2.51
US TREASURY NOTES	DTD 07/31/2013 2.000% 07/31/2020	912828VP2	50,000,000.00	BK AMER		99.26	49,628,900.00	224,603.12	25,925.00	1.47	1.47	2.51
US TREASURY NOTES	DTD 08/16/2010 2.625% 08/15/2020	912828NT3	25,000,000.00	BNP DIR		100.18	25,045,900.00	(675,779.69)	(263,904.50)	1.48	1.48	2.50
UNITED STATES TREASURY NOTES	DTD 08/31/2018 2.625% 08/31/2020	9128284Y3	50,000,000.00	BK AMER		100.19	50,095,700.00	126,950.00	124,239.50	1.52	1.52	2.50
US TREASURY NOTES	DTD 09/30/2015 1.375% 09/30/2020	912828L65	50,000,000.00	BNP DIR		98.18	49,089,850.00	201,178.12	128,573.50	1.62	1.62	2.50
US TREASURY NOTES	DTD 10/31/2013 1.750% 10/31/2020	912828WC0	50,000,000.00	BARCLAYS		98.73	49,363,300.00	(632,793.75)	(634,446.00)	1.70	1.70	2.50
US TREASURY NOTES	DTD 11/30/2015 1.625% 11/30/2020	912828M98	25,000,000.00	BARCLAYS		98.46	24,614,250.00	(141,609.38)	(270,445.75)	1.78	1.78	2.49
US TREASURY NOTES	DTD 02/29/2016 1.125% 02/28/2021	912828P87	25,000,000.00	BARCLAYS		97.29	24,323,250.00	(50,773.44)	(272,685.50)	2.02	2.02	2.47
US TREASURY NOTES	DTD 05/31/2016 1.375% 05/31/2021	912828R77	25,000,000.00	RBC CAP		97.55	24,387,700.00	52,739.06	(256,737.50)	2.27	2.27	2.46



Managed Account Fair Market Value & Analytics

For the Month Ending **January 31, 2019**

SAN BERNARDINO COUNTY - 76990800

Security Type/Description	Dated Date/Coupon/Maturity	CUSIP	Par	Broker	Next Call Date	Market Price	Market Value	Unreal G/L On Cost	Unreal G/L Amort Cost	Effective Duration	Duration to Worst at Mkt	YTM
U.S. Treasury Bond / Note												
US TREASURY NOTES	DTD 06/02/2014 2.000% 05/31/2021	912828WN6	50,000,000.00	BARCLAYS		98.95	49,474,600.00	(972,665.63)	(761,832.00)	2.25	2.25	2.47
US TREASURY NOTES	DTD 09/30/2016 1.125% 09/30/2021	912828T34	25,000,000.00	MIZUHO		96.67	24,167,000.00	(31,242.19)	(270,419.50)	2.59	2.59	2.42
US TREASURY NOTES	DTD 12/01/2014 1.875% 11/30/2021	912828G53	25,000,000.00	BMO		98.45	24,613,275.00	(121,100.00)	(231,544.50)	2.73	2.73	2.44
US TREASURY NOTES	DTD 02/02/2015 1.500% 01/31/2022	912828H86	50,000,000.00	TD SEC U		97.29	48,646,500.00	(132,796.88)	(600,845.00)	2.91	2.91	2.44
US TREASURY N/B NOTES	DTD 02/28/2017 1.875% 02/28/2022	912828W55	25,000,000.00	CITIGRP		98.33	24,583,000.00	(240,242.19)	(287,797.25)	2.94	2.94	2.44
US TREASURY N/B NOTES	DTD 11/02/2015 1.875% 10/31/2022	912828M49	25,000,000.00	BMO_DIR		97.99	24,497,075.00	(242,182.81)	(302,191.50)	3.57	3.57	2.44
Security Type Sub-Total			1,500,000,000.00			1,484,469,075.00	(3,684,345.39)	(8,066,903.00)		1.20	1.20	2.48

Supra-National Discount Note

INTL BANK OF RECON AND DEV DISC	NOTE	459052BH8	50,000,000.00	CITIGRP		100.00	50,000,000.00	166,666.67	0.00	0.00	0.00	0.00
--	0.000% 02/01/2019											

Security Type Sub-Total

			50,000,000.00			50,000,000.00	166,666.67	0.00	0.00	0.00	0.00	0.00
--	--	--	----------------------	--	--	----------------------	-------------------	-------------	-------------	-------------	-------------	-------------

Supra-National Agency Bond / Note

INTL BK OF REC & DEV NOTE (EX-CALLABLE)	DTD 04/26/2016 1.250% 04/26/2019	459058FC2	25,000,000.00	DEUTSCHE		99.70	24,926,000.00	(21,500.00)	(69,799.75)	0.24	0.24	2.47
INTER-AMERICAN DEVELOPMENT BANK	DTD 04/12/2016 1.000% 05/13/2019	458182DX7	25,000,000.00	BNP DIR		99.57	24,892,150.00	49,275.00	(92,592.75)	0.28	0.28	2.50
INTER-AMERICAN DEVELOPMENT BANK	DTD 04/12/2016 1.000% 05/13/2019	458182DX7	100,000,000.00	BMO		99.57	99,568,600.00	(131,400.00)	(403,447.00)	0.28	0.28	2.50
INTL BANK OF RECON AND DEV	DTD 01/25/2016 1.430% 07/25/2019	45905UUV4	50,000,000.00	TOR DOM		99.34	49,671,000.00	(329,000.00)	(329,000.00)	0.48	0.48	2.79



Managed Account Fair Market Value & Analytics

For the Month Ending **January 31, 2019**

SAN BERNARDINO COUNTY - 76990800

Security Type/Description	Dated Date/Coupon/Maturity	CUSIP	Par	Broker	Next Call Date	Market Price	Market Value	Unreal G/L On Cost	Unreal G/L Amort Cost	Effective Duration	Duration to Worst at Mkt	YTM
Supra-National Agency Bond / Note												
INTL BANK OF RECON AND DEV GLOBAL NOTES		459058EV1	25,000,000.00	BARCLAYS		99.37	24,841,500.00	(37,750.00)	(141,350.75)	0.48	0.48	2.56
DTD 01/28/2016 1.250% 07/26/2019												
INTL BANK OF RECON AND DEV SN NOTE		459058FK4	50,000,000.00	TOR DOM		99.07	49,534,450.00	(373,050.00)	(449,209.00)	0.53	0.53	2.63
DTD 07/13/2016 0.875% 08/15/2019												
INTER-AMERICAN DEVELOPMENT BANK		4581XOCR7	25,000,000.00	DEUTSCHE		99.03	24,758,225.00	107,225.00	(176,340.00)	0.69	0.69	2.64
DTD 10/15/2015 1.250% 10/15/2019												
INTER-AMERICAN DEVELOPMENT BANK		4581XOCR7	25,000,000.00	TOR DOM		99.03	24,758,225.00	12,225.00	(190,465.25)	0.69	0.69	2.64
DTD 10/15/2015 1.250% 10/15/2019												
INTL BANK OF RECON AND DEV GLOBAL NOTES		459058FS7	50,000,000.00	CITIGRP		98.83	49,413,500.00	(481,000.00)	(557,967.00)	0.81	0.81	2.57
DTD 10/27/2016 1.125% 11/27/2019												
INTL BANK OF RECON AND DEV GLOBAL NOTES		459058FA6	25,000,000.00	TOR DOM		98.64	24,659,425.00	(264,075.00)	(317,864.25)	1.14	1.14	2.57
DTD 03/30/2016 1.375% 03/30/2020												
INTL BK RECON & DEVELOP NOTES		459058FZ1	25,000,000.00	BNP		99.16	24,788,750.00	(189,500.00)	(202,418.25)	1.19	1.19	2.58
DTD 03/21/2017 1.875% 04/21/2020												
INTER-AMERICAN DEVEL BK NOTE		4581XOCX4	25,000,000.00	RBC		98.84	24,710,325.00	(230,425.00)	(264,650.25)	1.25	1.25	2.55
DTD 04/12/2017 1.625% 05/12/2020												
INTL BANK OF RECON AND DEV GLOBAL NOTES		459058GA5	25,000,000.00	JPMCHASE		98.54	24,634,225.00	(360,525.00)	(362,959.00)	1.55	1.55	2.57
DTD 08/29/2017 1.625% 09/04/2020												
INTERNATIONAL FINANCE CORPORATION NOTE		459050KCM0	25,000,000.00	BK AMER		99.36	24,840,275.00	(86,225.00)	(110,560.25)	1.93	1.93	2.58
DTD 01/25/2018 2.250% 01/25/2021												
INTER-AMERICAN DEVELOPMENT BANK NOTE		4581XOXB1	50,000,000.00	CITIGRP		100.07	50,035,500.00	145,500.00	117,597.00	2.13	2.13	2.59
DTD 04/19/2018 2.625% 04/19/2021												
INTL BANK OF RECONSTRUCTION AND DEV NOTE		459058GHO	50,000,000.00	MORGANST		100.49	50,246,950.00	363,950.00	344,497.50	2.38	2.38	2.54
DTD 07/25/2018 2.750% 07/23/2021												
INTL BANK OF RECON AND DEV GLOBAL NOTES		459058GF4	20,000,000.00	DEUTSCHE		98.86	19,771,000.00	(184,000.00)	(196,361.40)	2.75	2.75	2.54
DTD 12/13/2017 2.125% 12/13/2021												



Managed Account Fair Market Value & Analytics

For the Month Ending January 31, 2019

SAN BERNARDINO COUNTY - 76990800

Security Type/Description	Dated Date/Coupon/Maturity	CUSIP	Par	Broker	Next Call Date	Market Price	Market Value	Unreal G/L On Cost	Unreal G/L Amort Cost	Effective Duration	Duration to Worst at Mkt	YTM
Supra-National Agency Bond / Note												
INTER-AMERICAN DEVELOPMENT BANK	4581X0DD7		25,000,000.00	JPMCHASE		101.42	25,354,625.00	410,625.00	406,018.25	3.41	3.41	2.59
NOTE												
DTD 09/26/2018 3.000% 09/26/2022												
Security Type Sub-Total			645,000,000.00				641,404,725.00	(1,599,650.00)	(2,996,872.15)	1.12	1.12	2.58

NOW Account

BANK OF THE WEST MONEY MARKET FUND	BKOFWEST7		2,000.00	DIRECT		1.00	2,000.00	0.00	0.00	0.00	0.00	2.50
BANK OF THE WEST MONEY MARKET FUND	BKOFWEST7		14,998,000.00	DIRECT		1.00	14,998,000.00	0.00	0.00	0.00	0.00	2.50
BANK OF THE WEST MONEY MARKET FUND	BKOFWEST7		20,000,000.00	DIRECT		1.00	20,000,000.00	0.00	0.00	0.00	0.00	2.50
BANK OF THE WEST MONEY MARKET FUND	BKOFWEST7		25,000,000.00	DIRECT		1.00	25,000,000.00	0.00	0.00	0.00	0.00	2.50
BANK OF THE WEST MONEY MARKET FUND	BKOFWEST7		35,000,000.00	DIRECT		1.00	35,000,000.00	0.00	0.00	0.00	0.00	2.50
BANK OF THE WEST MONEY MARKET FUND	BKOFWEST7		50,000,000.00	DIRECT		1.00	50,000,000.00	0.00	0.00	0.00	0.00	2.50
BANK OF THE WEST MONEY MARKET FUND	BKOFWEST7		80,000,000.00	DIRECT		1.00	80,000,000.00	0.00	0.00	0.00	0.00	2.50
Security Type Sub-Total			225,000,000.00				225,000,000.00	0.00	0.00	0.00	0.00	2.50

Money Market Mutual Fund

FIDELITY GOVT MM FUND 2642	31607A703		1,000,000.00			1.00	1,000,000.00	0.00	0.00	0.00	0.00	2.28
FEDERATED GOVT OBLIGATIONS FUND	608919718		1,000,000.00			1.00	1,000,000.00	0.00	0.00	0.00	0.00	2.26
Security Type Sub-Total			2,000,000.00				2,000,000.00	0.00	0.00	0.00	0.00	2.27

Joint Powers Authority

CALIFORNIA ASSET MANAGEMENT PROGRAM	CAMPMF025		13,000,000.00	DIRECT		1.00	13,000,000.00	0.00	0.00	0.00	0.00	2.62
CALIFORNIA ASSET MANAGEMENT PROGRAM	CAMPMF025		18,000,000.00	DIRECT		1.00	18,000,000.00	0.00	0.00	0.00	0.00	2.62
CALIFORNIA ASSET MANAGEMENT PROGRAM	CAMPMF025		24,000,000.00	DIRECT		1.00	24,000,000.00	0.00	0.00	0.00	0.00	2.62
CALIFORNIA ASSET MANAGEMENT PROGRAM	CAMPMF025		25,000,000.00	DIRECT		1.00	25,000,000.00	0.00	0.00	0.00	0.00	2.62
CALIFORNIA ASSET MANAGEMENT PROGRAM	CAMPMF025		25,000,000.00	DIRECT		1.00	25,000,000.00	0.00	0.00	0.00	0.00	2.62
Security Type Sub-Total			105,000,000.00				105,000,000.00	0.00	0.00	0.00	0.00	2.62



Managed Account Fair Market Value & Analytics

For the Month Ending **January 31, 2019**

SAN BERNARDINO COUNTY - 76990800

Security Type/Description	Dated Date/Coupon/Maturity	CUSIP	Next Call Date	Market Price	Market Value	Unreal G/L On Cost	Unreal G/L Amort Cost	Effective Duration	Duration to Worst at Mkt	YTM
Joint Powers Authority										
CALIFORNIA ASSET MANAGEMENT PROGRAM	CAMPMF025	45,000,000.00	DIRECT	1.00	45,000,000.00	0.00	0.00	0.00	0.00	2.62
CALIFORNIA ASSET MANAGEMENT PROGRAM	CAMPMF025	50,000,000.00	DIRECT	1.00	50,000,000.00	0.00	0.00	0.00	0.00	2.62
Security Type Sub-Total		200,000,000.00		200,000,000.00		0.00	0.00	0.00	0.00	2.62
Federally Insured Cash Account										
STONECASTLE FICA	FICAMF003	1,000,000.00	DIRECT	1.00	1,000,000.00	0.00	0.00	0.00	0.00	2.37
Security Type Sub-Total		1,000,000.00		1,000,000.00		0.00	0.00	0.00	0.00	2.37
Federal Agency Discount Note										
FHLB DISC NOTE	313384BH1	50,000,000.00	CASTLE	99.99	49,996,804.50	182,693.39	(3,195.50)	0.00	0.00	2.30
DTD 02/01/2018 0.000% 02/01/2019										
Security Type Sub-Total		50,000,000.00		49,996,804.50	182,693.39	(3,195.50)		0.00	0.00	2.30
Federal Agency Bond / Note										
FNMA BENCHMARK NOTE	3135G0J53	25,000,000.00	JPMCHASE	99.90	24,973,900.00	32,900.00	(24,719.50)	0.07	0.07	2.40
DTD 02/23/2016 1.000% 02/26/2019										
FHLMC NOTES (EX-CALLABLE)	3134GA6H2	25,000,000.00	MORGANST	99.93	24,981,700.00	(18,300.00)	(18,300.00)	0.08	0.08	2.30
DTD 02/28/2017 1.375% 02/28/2019										
FEDERAL HOME LOAN BANK NOTES	3133782M2	25,000,000.00	DEUTSCHE	99.90	24,975,625.00	(76,125.00)	(27,041.25)	0.11	0.11	2.37
DTD 02/06/2012 1.500% 03/08/2019										
FEDERAL HOME LOAN BANK NOTES	3133782M2	25,000,000.00	MORGANST	99.90	24,975,625.00	(76,875.00)	(27,189.50)	0.11	0.11	2.37
DTD 02/06/2012 1.500% 03/08/2019										
FHLB NOTES	3130AAXX1	75,000,000.00	CITIGRP	99.87	74,901,300.00	75,300.00	(87,333.75)	0.13	0.13	2.32
DTD 03/10/2017 1.375% 03/18/2019										
FREDDIE MAC NOTES	3137EADZ9	25,000,000.00	JPMCHASE	99.73	24,932,075.00	(59,675.00)	(67,360.75)	0.21	0.21	2.41
DTD 03/21/2016 1.125% 04/15/2019										
FFCB BONDS	3133EHFK4	25,000,000.00	MORGANST	99.79	24,947,225.00	(31,025.00)	(50,455.75)	0.21	0.21	2.29
DTD 04/17/2017 1.320% 04/17/2019										



Managed Account Fair Market Value & Analytics

For the Month Ending **January 31, 2019**

SAN BERNARDINO COUNTY - 76990800

Security Type/Description	Dated Date/Coupon/Maturity	CUSIP	Par	Broker	Next Call Date	Market Price	Market Value	Unreal G/L On Cost	Unreal G/L Amort Cost	Effective Duration	Duration to Worst at Mkt	YTM
Federal Agency Bond / Note												
FANNIE MAE FLOATING NOTES	DTD 10/30/2018 2.510% 04/30/2019	3135G0U50	10,000,000.00	TOR DOM		100.01	10,000,720.00	720.00	720.00	0.00	0.08	2.40
FEDERAL HOME LOAN BANK AGENCY NOTES	DTD 06/03/2016 1.125% 06/21/2019	3130ABF92	45,000,000.00	BK AMER		99.66	44,846,550.00	(68,400.00)	(139,761.90)	0.33	0.33	2.41
FHLB GLOBAL NOTE	DTD 05/12/2017 1.375% 05/28/2019	3130A8DB6	50,000,000.00	WELLSFAR		99.50	49,747,500.00	(231,500.00)	(249,774.00)	0.39	0.39	2.42
FFCB BONDS	DTD 07/24/2017 1.400% 07/24/2019	3133EHSC8	25,000,000.00	OTHER		99.50	24,875,750.00	(106,000.00)	(119,817.75)	0.48	0.48	2.43
FREDDIE MAC GLOBAL NOTES	DTD 07/30/2012 1.250% 08/01/2019	3137EADK2	23,347,000.00	MORGANST		99.38	23,202,388.68	78,399.22	(115,830.07)	0.49	0.49	2.50
FREDDIE MAC NOTES	DTD 07/19/2017 1.375% 08/15/2019	3137EAEH8	10,000,000.00	BNY		99.41	9,941,100.00	(37,300.00)	(52,672.30)	0.53	0.53	2.48
FREDDIE MAC NOTES	DTD 07/19/2017 1.375% 08/15/2019	3137EAEH8	75,000,000.00	JPM		99.41	74,558,250.00	(331,500.00)	(412,707.75)	0.53	0.53	2.48
FNMA NOTES	DTD 09/02/2016 1.000% 08/28/2019	3135G0P49	50,000,000.00	DEUTSCHE		99.14	49,568,350.00	(353,650.00)	(416,455.00)	0.57	0.57	2.51
FREDDIE MAC GLOBAL NOTES	DTD 10/02/2012 1.250% 10/02/2019	3137EADM8	10,000,000.00	OTHER		99.16	9,915,520.00	(33,480.00)	(67,368.20)	0.66	0.66	2.53
FEDERAL HOME LOAN BANK NOTES	DTD 10/13/2017 1.500% 10/21/2019	3130ACM92	50,000,000.00	CITIGRP		99.31	49,653,350.00	(258,150.00)	(314,716.00)	0.71	0.71	2.47
FANNIE MAE GLOBAL NOTES	DTD 10/25/2016 1.000% 10/24/2019	3135G0R39	25,000,000.00	BARCLAYS		98.87	24,717,725.00	(215,275.00)	(265,749.25)	0.72	0.72	2.57
FHLB NOTES	DTD 11/17/2016 1.375% 11/15/2019	3130AA3R7	35,000,000.00	BK AMER		99.06	34,672,190.00	(319,760.00)	(325,655.75)	0.78	0.78	2.58
FEDERAL FARM CREDIT BANKS FLOATING NOTE	DTD 03/19/2018 2.443% 11/19/2019	3133EJGR4	10,000,000.00	JEFFERIE		99.95	9,995,300.00	(4,700.00)	(4,700.00)	0.05	0.79	2.53
FFCB NOTES	DTD 12/12/2017 1.875% 12/12/2019	3133EH2S1	50,000,000.00	JEFFERIE		99.42	49,711,200.00	(239,485.50)	(267,278.50)	0.85	0.85	2.55
FHLB NOTES	DTD 12/30/2013 2.375% 12/13/2019	3130A0JR2	25,000,000.00	TD		99.83	24,956,975.00	(338,725.00)	(168,032.75)	0.85	0.85	2.58
FREDDIE MAC NOTES	DTD 01/17/2017 1.500% 01/17/2020	3137EAEES	25,000,000.00	CITIGRP		99.00	24,750,350.00	(222,650.00)	(240,865.75)	0.95	0.95	2.56



Managed Account Fair Market Value & Analytics

For the Month Ending January 31, 2019

SAN BERNARDINO COUNTY - 76990800

Security Type/Description	Dated Date/Coupon/Maturity	CUSIP	Par	Broker	Next Call Date	Market Price	Market Value	Unreal G/L On Cost	Unreal G/L Amort Cost	Effective Duration	Duration to Worst at Mkt	YTM
Federal Agency Bond / Note												
FNMA NOTES	DTD 01/12/2015 1.625% 01/21/2020	3135G0A78	25,000,000.00	TOR DOM		99.11	24,777,275.00	(226,825.00)	(223,752.75)	0.96	0.96	2.56
FHLB NOTES	DTD 02/09/2018 2.125% 02/11/2020	3130ADN32	75,000,000.00	BARCLAYS		99.52	74,641,200.00	(221,550.00)	(287,690.25)	1.00	1.00	2.60
FNMA NOTES	DTD 02/28/2017 1.500% 02/28/2020	3135G0T29	40,000,000.00	JPMCHASE		98.94	39,577,720.00	(396,680.00)	(412,974.40)	1.05	1.05	2.50
FEDERAL HOME LOAN BANKS NOTES	DTD 03/16/2018 2.375% 03/30/2020	3130ADUJ9	30,000,000.00	CITI		99.94	29,980,620.00	(13,980.00)	(16,180.20)	1.14	1.14	2.43
FHLMC AGENCY NOTES	DTD 04/20/2017 1.375% 04/20/2020	3137EAEF2	25,000,000.00	TD SEC U		98.65	24,662,325.00	(252,175.00)	(302,473.50)	1.19	1.19	2.51
FHLMC NOTES	DTD 04/19/2018 2.500% 04/23/2020	3137EAE7	35,000,000.00	CITIGRP		99.99	34,996,115.00	3,815.00	895.30	1.19	1.19	2.51
FFCB BONDS	DTD 05/08/2017 1.550% 05/08/2020	3133EHJ2	25,000,000.00	JPM		98.76	24,689,050.00	(297,225.00)	(305,066.00)	1.24	1.24	2.55
FEDERAL HOME LOAN BANKS NOTES	DTD 05/21/2018 2.625% 05/28/2020	3130AEC17	50,000,000.00	BARCLAYS		100.18	50,090,750.00	108,750.00	102,767.50	1.29	1.29	2.48
FNMA NOTES	DTD 08/01/2017 1.500% 07/30/2020	3135G0T60	75,000,000.00	BARCLAYS		98.55	73,912,350.00	(860,400.00)	(972,765.00)	1.47	1.47	2.49
FHLB NOTES	DTD 03/14/2018 2.400% 09/14/2020	3130ADT93	10,000,000.00	JEFFERIE		99.84	9,983,850.00	(9,933.00)	(12,081.50)	1.56	1.56	2.50
FHLB NOTES	DTD 09/08/2017 1.375% 09/28/2020	3130ACE26	40,000,000.00	BARCLAYS		98.17	39,268,840.00	(602,760.00)	(660,716.80)	1.62	1.62	2.51
FEDERAL HOME LOAN BANKS NOTES	DTD 09/07/2018 2.625% 10/01/2020	3130AEWA4	75,000,000.00	BARCLAYS		100.18	75,132,375.00	293,625.00	263,682.75	1.61	1.61	2.52
FANNIE MAE NOTES	DTD 11/01/2018 2.875% 10/30/2020	3135G0U84	50,000,000.00	JPMCHASE		100.63	50,317,100.00	346,100.00	342,559.00	1.68	1.68	2.50
FHLMC NOTES	DTD 11/15/2017 1.875% 11/17/2020	3137EAEK1	50,000,000.00	CITI		98.92	49,458,550.00	(493,450.00)	(512,457.50)	1.74	1.74	2.50
FHLB CALLABLE NOTES	DTD 01/29/2018 2.250% 01/29/2021	3130ADVF9	25,000,000.00	DEUTSCHE	01/29/20	99.51	24,878,650.00	(121,350.00)	(121,350.00)	1.62	1.94	2.50
FREDDIE MAC NOTES	DTD 02/16/2018 2.375% 02/16/2021	3137EAE19	50,000,000.00	BARCLAYS		99.76	49,881,100.00	13,100.00	(28,026.00)	1.96	1.96	2.49
FEDERAL FARM CREDIT BANKS NOTES	DTD 04/05/2018 2.540% 04/05/2021	3133EJID2	50,000,000.00	BK AMER		100.01	50,002,500.00	(10,000.00)	(6,664.50)	2.09	2.09	2.54



Managed Account Fair Market Value & Analytics

For the Month Ending **January 31, 2019**

SAN BERNARDINO COUNTY - 76990800

Security Type/Description	Dated Date/Coupon/Maturity	CUSIP	Par	Broker	Next Call Date	Market Price	Market Value	Unreal G/L On Cost	Unreal G/L Amort Cost	Effective Duration	Duration to Worst at Mkt	YTM
Federal Agency Bond / Note												
FANNIE MAE NOTES	DTD 04/13/2018 2.500% 04/13/2021	3135G0U27	50,000,000.00	BARCLAYS		100.07	50,035,750.00	110,250.00	90,915.50	2.11	2.11	2.47
FEDERAL FARM CREDIT BANK NOTES	DTD 11/26/2018 2.875% 05/26/2021	3133E1W70	25,000,000.00	DEUTSCHE		100.77	25,192,900.00	237,150.00	234,087.25	2.22	2.22	2.53
FEDERAL FARM CREDIT BANK NOTES	DTD 11/26/2018 2.875% 05/26/2021	3133E1W70	50,000,000.00	MIZUHO		100.77	50,385,800.00	419,800.00	417,414.50	2.22	2.22	2.53
FANNIE MAE NOTES	DTD 06/25/2018 2.750% 06/22/2021	3135G0U35	75,000,000.00	TD SEC U		100.57	75,427,350.00	444,600.00	441,342.00	2.30	2.30	2.50
FEDERAL HOME LOAN BANKS NOTES	DTD 10/12/2018 3.000% 10/12/2021	3130AF5B9	50,000,000.00	BARCLAYS		101.33	50,664,600.00	697,100.00	693,941.50	2.56	2.56	2.49
FANNIE MAE NOTES	DTD 01/11/2019 2.625% 01/11/2022	3135G0U92	60,000,000.00	TD		100.31	60,183,420.00	226,620.00	225,846.00	2.81	2.81	2.52
FEDERAL FARM CREDIT BANK NOTES	DTD 01/18/2019 2.600% 01/18/2022	3133E15P0	50,000,000.00	FTN		100.19	50,093,650.00	136,150.00	135,655.00	2.83	2.83	2.53
FEDERAL HOME LOAN BANK (CALLABLE)	DTD 09/26/2017 2.150% 09/26/2022	3130ACF66	25,000,000.00	BMO	03/26/19	98.05	24,512,300.00	113,550.00	112,667.50	2.95	3.46	2.71
NOTES												
FEDERAL HOME LOAN BANK NOTES (CALLABLE)	DTD 09/26/2017 2.150% 09/26/2022	3130AFAJ6	25,000,000.00	TOR DOM	10/26/20	100.92	25,229,625.00	229,625.00	229,625.00	2.20	1.67	2.95
FEDERAL HOME LOAN BANK NOTES	DTD 10/26/2018 3.210% 10/26/2022	3130ADRG9	10,000,000.00	TOR DOM		100.44	10,043,650.00	970.00	1,493.20	3.82	3.82	2.64
Security Type Sub-Total												
							1,887,820,083.68	(2,960,379.28)	(4,032,371.87)	1.30	1.31	2.50

Corporate Note												
MICROSOFT CORP NOTES	DTD 08/08/2016 1.100% 08/08/2019	594918BN3	15,000,000.00	CASTLE		99.27	14,890,845.00	78,855.00	18,101.40	0.51	0.51	2.52
MICROSOFT CORP NOTES	DTD 08/08/2016 1.100% 08/08/2019	594918BN3	20,000,000.00	MERRILL		99.27	19,854,460.00	(124,940.00)	(141,923.20)	0.51	0.51	2.52
WAL-MART STORES INC CORP NOTE	DTD 10/20/2017 1.750% 10/09/2019	931142DY6	7,000,000.00	MORGANST		99.43	6,960,156.00	(39,704.00)	(39,789.12)	0.68	0.68	2.59
MICROSOFT CORP NOTES	DTD 02/06/2017 1.850% 02/06/2020	594918BV5	15,000,000.00	BARCLAYS		99.26	14,889,540.00	(100,410.00)	(107,000.55)	0.99	0.99	2.59



Managed Account Fair Market Value & Analytics

For the Month Ending January 31, 2019

SAN BERNARDINO COUNTY - 76990800

Security Type/Description	Dated Date/Coupon/Maturity	CUSIP	Par	Broker	Next Call Date	Market Price	Market Value	Unreal G/L On Cost	Unreal G/L Amort Cost	Effective Duration	Duration to Worst at Mkt	YTM
Corporate Note												
JPMORGAN CHASE & CO CALLABLE FLT CORP	48125LRM6	10,000,000.00	JPMCHASE	02/13/19	100.01	10,000,860.00	860.00	860.00	860.00	0.04	0.04	2.90
DTD 02/13/2018 2.868% 02/13/2020												
WAL-MART STORES INC CORP NOTES	93114ZEG4	10,000,000.00	CITIGRP		100.48	10,047,800.00	50,900.00	50,006.30	50,006.30	1.36	1.36	2.50
DTD 06/27/2018 2.850% 06/23/2020												
JOHNSON & JOHNSON CORP NOTE	478160CH5	3,000,000.00	JPM		98.65	2,959,545.00	(37,245.00)	(38,533.44)	(38,533.44)	1.72	1.72	2.73
DTD 11/10/2017 1.950% 11/10/2020												
JPMORGAN CHASE & CO CORP NOTE	48125LRK0	2,750,000.00	RBC	02/01/20	99.59	2,738,648.00	9,300.50	8,899.44	8,899.44	0.99	1.91	2.82
DTD 02/01/2018 2.604% 02/01/2021												
EXXON MOBIL CORPORATE (CALLABLE) NOTES	30231GAV4	5,000,000.00	JPMCHASE	02/01/21	99.20	4,959,860.00	72,510.00	63,993.00	63,993.00	1.96	2.00	2.62
DTD 03/03/2016 2.222% 03/01/2021												
JPMORGAN CHASE & CO CORP NOTE	48125LRN4	7,500,000.00	PIPER JA	04/26/20	99.94	7,495,252.50	20,977.50	20,523.00	20,523.00	1.21	2.13	3.11
DTD 04/26/2018 3.086% 04/26/2021												
WAL-MART STORES INC CORP NOTES	93114ZEJ8	7,000,000.00	CITIGRP		101.08	7,075,432.00	75,782.00	75,729.57	75,729.57	2.29	2.29	2.66
DTD 06/27/2018 3.125% 06/23/2021												
WAL-MART STORES INC CORP NOTES	93114ZEJ8	10,000,000.00	JPMCHASE		101.08	10,107,760.00	95,960.00	98,244.80	98,244.80	2.29	2.29	2.66
DTD 06/27/2018 3.125% 06/23/2021												
3M COMPANY	88579YBA8	2,000,000.00	CITI		100.91	2,018,176.00	22,276.00	21,775.52	21,775.52	2.48	2.48	2.64
DTD 09/14/2018 3.000% 09/14/2021												
3M COMPANY CORP (CALLABLE) NOTES	88579YAU5	10,000,000.00	MORGANST	08/19/21	96.94	9,693,710.00	122,510.00	88,907.50	88,907.50	2.52	2.54	2.84
DTD 09/19/2016 1.625% 09/19/2021												
Security Type Sub-Total		124,250,000.00				123,692,044.50	247,632.00	119,794.22	119,794.22	1.18	1.26	2.66
Commercial Paper												
EXXON MOBIL CORP COMM PAPER	30229BP19	57,000,000.00	JPM		99.99	56,996,295.00	164,888.33	(3,705.00)	(3,705.00)	0.00	0.00	2.34
-- 0.000% 02/01/2019												
BNP PARIBAS NY BRANCH COMM PAPER	09659CP10	178,000,000.00	BNP DIR		99.99	177,988,252.00	(29.67)	(11,748.00)	(11,748.00)	0.00	0.00	2.38
DTD 05/23/2018 0.000% 02/01/2019												
CREDIT AGRICOLE CIB NY COMM PAPER	22533UP15	178,000,000.00	CREDITAG		99.99	177,988,252.00	(29.67)	(11,748.00)	(11,748.00)	0.00	0.00	2.38
DTD 05/07/2018 0.000% 02/01/2019												
EXXON MOBIL CORP COMM PAPER	30229BP43	30,000,000.00	EXXON		99.97	29,992,140.00	84,765.00	(1,685.10)	(1,685.10)	0.01	0.01	2.36
DTD 12/20/2018 0.000% 02/04/2019												



Managed Account Fair Market Value & Analytics

For the Month Ending January 31, 2019

SAN BERNARDINO COUNTY - 76990800

Security Type/Description	Dated Date/Coupon/Maturity	CUSIP	Par	Broker	Next Call Date	Market Price	Market Value	Unreal G/L On Cost	Unreal G/L Amort Cost	Effective Duration	Duration to Worst at Mkt	YTM
Commercial Paper												
EXXON MOBIL CORP COMM PAPER	30229BPD3	35,000,000.00	EXXON			99.91	34,969,445.00	99,120.00	(1,738.45)	0.04	0.04	2.42
-- 0.000% 02/13/2019												
JP MORGAN SECURITIES LLC COMM PAPER	466400012	25,000,000.00	JPMCHASE			99.80	24,949,125.00	315,444.44	(2,264.00)	0.08	0.08	2.53
DTD 06/04/2018 0.000% 03/01/2019												
BNP PARIBAS NY BRANCH COMM PAPER	09659CO19	30,000,000.00	BNP DIR			99.80	29,941,080.00	87,221.67	(1,286.70)	0.08	0.08	2.44
DTD 06/06/2018 0.000% 03/01/2019												
EXXON MOBIL CORP COMM PAPER	30229BO42	30,000,000.00	EXXON			99.78	29,934,870.00	86,345.00	(804.90)	0.09	0.09	2.45
-- 0.000% 03/04/2019												
MUFG BANK LTD/NY COMM PAPER	62479MO71	50,000,000.00	MUFG			99.76	49,877,850.00	(4,094.44)	(4,094.44)	0.09	0.09	2.52
-- 0.000% 03/07/2019												
JP MORGAN SECURITIES LLC COMM PAPER	4664000D6	30,000,000.00	JPMCHASE			99.71	29,912,820.00	121,320.00	5,486.70	0.11	0.11	2.56
DTD 06/18/2018 0.000% 03/13/2019												
TOYOTA MOTOR CREDIT CORP COMM PAPER	89233HS13	25,000,000.00	TOYOTA			99.36	24,838,750.00	315,381.94	(1,173.50)	0.24	0.24	2.60
DTD 08/08/2018 0.000% 05/01/2019												
JP MORGAN SECURITIES LLC COMM PAPER	466400S10	25,000,000.00	JPMCHASE			99.32	24,830,000.00	193,416.67	(4,979.25)	0.24	0.24	2.74
DTD 10/16/2018 0.000% 05/01/2019												
CREDIT AGRICOLE CIB NY COMM PAPER	22533US20	30,000,000.00	CREDITAG			99.33	29,800,470.00	1,970.00	(4,530.00)	0.25	0.25	2.65
-- 0.000% 05/02/2019												
TOYOTA MOTOR CREDIT CORP COMM PAPER	89233HSP0	50,000,000.00	TOYOTA			99.19	49,595,250.00	27,916.67	2,250.00	0.30	0.30	2.62
DTD 11/09/2018 0.000% 05/23/2019												
BNP PARIBAS NY BRANCH COMM PAPER	09659CSW9	50,000,000.00	BNP DIR			99.11	49,557,200.00	114,575.00	4,616.50	0.32	0.32	2.70
-- 0.000% 05/30/2019												
COOPERATIVE RABOBANK U.A. COMM PAPER	21687BUX7	50,000,000.00	RABO_DIR			98.65	49,326,300.00	224,633.33	26,300.00	0.49	0.49	2.72
-- 0.000% 07/31/2019												
TOYOTA MOTOR CREDIT CORP COMM PAPER	89233HV19	25,000,000.00	TOYOTA			98.66	24,665,652.50	(0.28)	(0.28)	0.49	0.49	2.68
-- 0.000% 08/01/2019												
JP MORGAN SECURITIES LLC COMM PAPER	466400V16	50,000,000.00	JPMCHASE			98.56	49,281,350.00	133,016.67	15,405.50	0.49	0.49	2.88
DTD 11/06/2018 0.000% 08/01/2019												
Security Type Sub-Total			948,000,000.00			944,445,101.50	1,965,860.66	4,301.08	(4,301.08)	0.14	0.14	2.50



Managed Account Fair Market Value & Analytics

For the Month Ending January 31, 2019

SAN BERNARDINO COUNTY - 76990800

Security Type/Description	Dated Date/Coupon/Maturity	CUSIP	Par	Broker	Next Call Date	Market Price	Market Value	Unreal G/L On Cost	Unreal G/L Amort Cost	Effective Duration	Duration to Worst at Mkt	YTM
Certificate of Deposit												
BANK OF MONTREAL CHICAGO CERT DEPOS		06370RPO6	25,000,000.00	BMO_DIR		100.00	25,000,125.00	125.00	125.00	0.00	0.00	2.47
DTD 12/06/2018 2.580% 02/01/2019												
BANK OF AMERICA NA CERT DEPOS		06052TB74	50,000,000.00	BK AMER		100.00	49,999,662.50	(337.50)	(337.50)	0.00	0.00	2.47
DTD 08/30/2018 2.400% 02/01/2019												
ROYAL BANK OF CANADA NY CERT DEPOS		78012UAE5	25,000,000.00	CASTLE		100.00	25,000,225.00	(5,075.00)	(333.00)	0.02	0.02	1.91
DTD 02/07/2018 2.761% 02/07/2019												
SVENSKA HANDELSBANKEN NY CERT DEPOS		86958J2V0	30,000,000.00	SVENSKA		100.00	30,000,795.00	795.00	795.00	0.04	0.04	2.51
DTD 12/20/2018 2.560% 02/14/2019												
COMMONWEALTH BANK OF AUSTRALIA NY FLT C		20271ENES	50,000,000.00	ICAP		99.98	49,992,000.00	(8,000.00)	(8,000.00)	0.07	0.07	2.56
DTD 02/27/2018 2.782% 02/27/2019												
BMO HARRIS BANK NA FLOATING CERT DEPOS		05574BJT8	25,000,000.00	BMOHAR		99.99	24,998,250.00	(1,750.00)	(1,750.00)	0.00	0.09	2.73
DTD 06/06/2018 2.829% 03/01/2019												
COMMONWEALTH BANK OF AUSTRALIA NY CD		20271EPW3	25,000,000.00	ICAP		100.00	24,999,081.00	(919.00)	(919.00)	0.08	0.08	2.56
DTD 10/25/2018 2.570% 03/01/2019												
SVENSKA HANDELSBANKEN NY CERT DEPOS		86958J2T5	50,000,000.00	ICAP		100.01	50,006,180.00	6,180.00	6,180.00	0.08	0.08	2.56
DTD 12/20/2018 2.650% 03/01/2019												
WESTPAC BANKING CORP NY FLT CERT DEPOS		96121T7C6	50,000,000.00	ICAP		100.00	50,001,000.00	1,000.00	1,000.00	0.02	0.10	2.66
DTD 03/06/2018 2.843% 03/06/2019												
NORDEA BANK FINLAND NY CERT DEPOS		65558TBYO	40,000,000.00	ICAP		100.03	40,011,828.00	11,828.00	11,828.00	0.11	0.11	2.60
DTD 12/11/2018 2.760% 03/11/2019												
ROYAL BANK OF CANADA NY FLT CERT DEPOS		78012UCTO	25,000,000.00	ROYAL		100.03	25,008,300.00	8,300.00	8,300.00	0.17	0.19	2.63
DTD 04/09/2018 3.024% 04/09/2019												
NORDEA BK AB (PUBL)/NY FLOATING CD		65590ATJ5	25,000,000.00	ICAP		100.02	25,004,500.00	4,500.00	4,500.00	0.06	0.23	2.79
DTD 03/14/2018 2.906% 04/22/2019												



Managed Account Fair Market Value & Analytics

For the Month Ending January 31, 2019

SAN BERNARDINO COUNTY - 76990800

Security Type/Description	Dated Date/Coupon/Maturity	CUSIP	Par	Broker	Next Call Date	Market Price	Market Value	Unreal G/L On Cost	Unreal G/L Amort Cost	Effective Duration	Duration to Worst at Mkt	YTM
Certificate of Deposit												
BANK OF MONTREAL CHICAGO CERT DEPOS		06370RTU3	50,000,000.00	BONY		100.02	50,008,465.00	8,465.00	8,465.00	0.22	0.22	2.72
DTD 01/03/2019 2.770% 04/22/2019												
BANK OF NOVA SCOTIA HOUSTON FLT CD		06417GR34	25,000,000.00	BNS		100.05	25,011,750.00	11,750.00	11,750.00	0.00	0.25	2.76
DTD 03/29/2018 2.986% 05/01/2019												
BANK OF AMERICA NA CERT DEPOS		06052TB90	25,000,000.00	BK AMER		99.96	24,990,365.00	(9,635.00)	(9,635.00)	0.24	0.24	2.73
DTD 09/19/2018 2.600% 05/01/2019												
US BANK NATL ASSOC CERT DEPOS		90333VH52	40,000,000.00	US BANK		99.95	39,980,578.80	(19,421.20)	(19,421.20)	0.26	0.26	2.73
DTD 01/29/2019 2.640% 05/07/2019												
SWEDBANK NY CERT DEPOS		87019VUH8	50,000,000.00	OTHER		99.99	49,997,306.50	(2,693.50)	(2,693.50)	0.32	0.32	2.74
DTD 01/09/2019 2.740% 05/30/2019												
BANK OF MONTREAL CHICAGO FLOATING CD		06371E5T0	25,000,000.00	BMO_DJR		100.00	25,000,750.00	750.00	750.00	0.01	0.34	2.82
DTD 05/11/2018 2.864% 06/03/2019												
BANK OF MONTREAL CHICAGO FLOATING CD		06371E7H4	25,000,000.00	BMO_DJR		99.99	24,997,500.00	(2,500.00)	(2,500.00)	0.01	0.34	2.83
DTD 06/05/2018 2.814% 06/03/2019												
ROYAL BANK OF CANADA NY FLT CERT DEPOS		78012UIDY8	25,000,000.00	ROYAL		100.03	25,007,750.00	7,750.00	7,750.00	0.01	0.34	2.71
DTD 06/05/2018 2.814% 06/03/2019												
WESTPAC BANKING CORP NY FLOAT CERT DEPOS		96121T7M4	25,000,000.00	ICAP		99.98	24,995,750.00	(4,250.00)	(4,250.00)	0.01	0.34	2.83
DTD 06/06/2018 2.794% 06/03/2019												
TORONTO DOMINION BANK NY FLT CERT DEPOS		89113X2H6	25,000,000.00	TOR DOM		100.03	25,007,000.00	7,000.00	7,000.00	0.01	0.34	2.68
DTD 06/07/2018 2.804% 06/03/2019												
COMMONWEALTH BANK OF AUSTRALIA NY FLT CD		20271EOE2	25,000,000.00	ICAP		100.04	25,010,300.00	10,300.00	10,300.00	0.02	0.35	2.68
DTD 12/12/2018 2.803% 06/07/2019												
ROYAL BANK OF CANADA NY FLT CERT DEPOS		78012UDZ5	25,000,000.00	ROYAL		100.01	25,001,750.00	1,750.00	1,750.00	0.00	0.42	2.81
DTD 06/05/2018 2.829% 07/01/2019												
BANK OF NOVA SCOTIA HOUSTON FLT CD		06417GT99	25,000,000.00	BNS		99.94	24,986,000.00	(14,000.00)	(14,000.00)	0.00	0.42	2.96
DTD 06/06/2018 2.829% 07/01/2019												



Managed Account Fair Market Value & Analytics

For the Month Ending January 31, 2019

SAN BERNARDINO COUNTY - 76990800

Security Type/Description	Dated Date/Coupon/Maturity	CUSIP	Par	Broker	Next Call Date	Market Price	Market Value	Unreal G/L On Cost	Unreal G/L Amort Cost	Effective Duration	Duration to Worst at Mkt	YTM
Certificate of Deposit												
TORONTO DOMINION BANK NY FLT CERT DEPOS	89113X2J2	25,000,000.00	TOR DOM			99.93	24,982,750.00	(17,250.00)	(17,250.00)	0.00	0.42	2.96
DTD 06/07/2018 2.799% 07/01/2019												
SVENSKA HANDELSBANKEN NY FLOATING CD	86958JH85	50,000,000.00	ICAP			100.04	50,021,500.00	21,500.00	21,500.00	0.00	0.42	2.69
DTD 06/06/2018 2.789% 07/01/2019												
ROYAL BANK OF CANADA NY CERT DEPOS	78012ULW3	25,000,000.00	ROYAL			99.97	24,991,243.50	(8,756.50)	(8,756.50)	0.49	0.49	2.76
DTD 01/29/2019 2.690% 08/01/2019												
NORDEA BANK AB NEW YORK CERT DEPOS	65558TDL6	50,000,000.00	ROYAL			99.96	49,977,502.00	(22,498.00)	(22,498.00)	0.49	0.49	2.76
DTD 01/29/2019 2.670% 08/01/2019												
US BANK NA CINCINNATI CERT DEPOS	90333VYO7	25,000,000.00	BNY			99.95	24,987,476.50	(12,523.50)	(12,523.50)	0.57	0.57	2.77
DTD 09/05/2018 2.720% 09/03/2019												
TORONTO DOMINION BANK NY CERT DEPOS	89114MJN8	25,000,000.00	TOR DOM			100.17	25,041,950.00	41,950.00	41,950.00	0.72	0.72	2.79
DTD 10/19/2018 3.000% 11/01/2019												
COOPERATIEVE RABOBANK U.A. CERT DEPOS	21685VE3	25,000,000.00	RABO_DIR			100.02	25,004,760.00	4,760.00	4,760.00	0.90	0.90	2.83
DTD 01/09/2019 2.860% 01/02/2020												
Security Type Sub-Total		1,035,000,000.00				1,035,024,393.80	19,093.80	23,835.80	0.15	0.27	2.68	
Bank Note												
US BANK NA CINCINNATI CALLABLE BANK NOTE	90331HNU3	10,000,000.00	BARCLAYS			100.29	10,028,750.00	33,550.00	32,331.00	1.38	1.36	2.85
DTD 07/24/2018 3.050% 07/24/2020												
US BANK NA CALLABLE BANK NOTE	90331HNG4	40,000,000.00	MORGANST			98.63	39,453,960.00	(538,040.00)	(541,363.60)	1.65	1.67	2.86
DTD 10/24/2017 2.050% 10/23/2020												
US BANK NA CINCINNATI CALLABLE BANK NOTE	90331HNP4	15,000,000.00	US BANK			100.46	15,069,555.00	70,455.00	70,233.45	2.08	2.05	2.93
DTD 04/26/2018 3.150% 04/26/2021												
US BANK BANK NOTE (CALLABLE)	90331HNX7	10,000,000.00	MORGANST			101.16	10,115,740.00	129,540.00	128,622.70	2.57	2.55	3.01
DTD 11/16/2018 3.450% 11/16/2021												
Security Type Sub-Total		75,000,000.00				74,668,005.00	(304,495.00)	(310,176.45)	1.82	1.83	2.90	



Managed Account Fair Market Value & Analytics

For the Month Ending **January 31, 2019**

SAN BERNARDINO COUNTY - 76990800

Security Type/Description	Dated Date/Coupon/Maturity	CUSIP	Par	Broker	Next Call Date	Market Price	Market Value	Unreal G/L On Cost	Unreal G/L Amort Cost	Effective Duration	Duration to Worst at Mkt	YTM
Managed Account Sub-Total			6,748,597,000.00			6,719,520,232.98	(5,966,923.15)	(15,261,587.87)	0.82	0.84	2.52	
Securities Sub-Total			\$6,748,597,000.00			\$6,719,520,232.98	(\$5,966,923.15)	(\$15,261,587.87)	0.82	0.84	2.52%	
Accrued Interest						\$20,956,523.47						
Total Investments						\$6,740,476,756.45						

Bolded items are forward settling trades.



Managed Account Security Transactions & Interest

For the Month Ending January 31, 2019

SAN BERNARDINO COUNTY - 76990800

Transaction Type	Trade	Settle	Security Description	CUSIP	Par	Principal Proceeds	Accrued Interest	Total	Realized G/L Cost	Realized G/L Amort Cost	Sale Method
BUY											
	01/02/19	01/02/19	BNP PARIBAS NY BRANCH COMM PAPER -- 0.000% 01/03/2019	09659CN38	218,000,000.00	(217,985,648.33)	0.00	(217,985,648.33)			
	01/03/19	01/03/19	BNP PARIBAS NY BRANCH COMM PAPER -- 0.000% 05/30/2019	09659CSW9	50,000,000.00	(49,442,625.00)	0.00	(49,442,625.00)			
	01/03/19	01/03/19	COOPERATIVE RABOBANK U.A. COMM PAPER -- 0.000% 01/04/2019	21687BN49	55,000,000.00	(54,996,379.17)	0.00	(54,996,379.17)			
	01/03/19	01/03/19	BANK OF MONTREAL CHICAGO CERT DEPOS	06370RTU3	50,000,000.00	(50,000,000.00)	0.00	(50,000,000.00)			
	01/03/19	01/03/19	DTD 01/03/2019 2.770% 04/22/2019 CREDIT AGRICOLE CIB NY COMM PAPER	22533UN41	250,000,000.00	(249,983,541.67)	0.00	(249,983,541.67)			
	01/03/19	01/03/19	DTD 04/10/2018 0.000% 01/04/2019 JP MORGAN SECURITIES LLC COMM PAPER	46640OV16	50,000,000.00	(49,148,333.33)	0.00	(49,148,333.33)			
	01/04/19	01/04/19	DTD 11/06/2018 0.000% 08/01/2019 BNP PARIBAS NY BRANCH COMM PAPER	09659CN79	200,000,000.00	(199,960,500.00)	0.00	(199,960,500.00)			
	01/04/19	01/04/19	-- 0.000% 01/07/2019 CREDIT AGRICOLE CIB NY COMM PAPER	22533UN74	120,000,000.00	(119,976,300.00)	0.00	(119,976,300.00)			
	01/07/19	01/07/19	DTD 07/09/2018 0.000% 01/07/2019 BNP PARIBAS NY BRANCH COMM PAPER	09659CN87	164,000,000.00	(163,989,203.33)	0.00	(163,989,203.33)			
	01/07/19	01/07/19	-- 0.000% 01/08/2019 CREDIT AGRICOLE CIB NY COMM PAPER	22533UN82	200,000,000.00	(199,986,833.33)	0.00	(199,986,833.33)			
	01/07/19	01/09/19	DTD 07/12/2018 0.000% 01/08/2019 FEDERAL HOME LOAN BANK NOTES	3130ADRG9	10,000,000.00	(10,042,680.00)	(90,902.78)	(10,133,582.78)			
	01/08/19	01/08/19	DTD 03/01/2018 2.750% 03/10/2023 CREDIT AGRICOLE CIB NY COMM PAPER	22533UN90	250,000,000.00	(249,983,541.67)	0.00	(249,983,541.67)			
	01/08/19	01/08/19	DTD 07/09/2018 0.000% 01/09/2019 BNP PARIBAS NY BRANCH COMM PAPER	09659CN95	186,000,000.00	(185,987,755.00)	0.00	(185,987,755.00)			
			-- 0.000% 01/09/2019								



Managed Account Security Transactions & Interest

For the Month Ending January 31, 2019

SAN BERNARDINO COUNTY - 76990800

Transaction Type	Trade	Settle	Security Description	CUSIP	Par	Principal Proceeds	Accrued Interest	Total	Realized G/L Cost	Realized G/L Amort Cost	Sale Method
BUY											
	01/08/19	01/09/19	SWEDBANK NY CERT DEPOS DTD 01/09/2019 2.740% 05/30/2019	87019VUH8	50,000,000.00	(50,000,000.00)	0.00	(50,000,000.00)			
	01/08/19	01/09/19	COOPERATIVE RABOBANK U.A. CERT DEPOS	21685V7E3	25,000,000.00	(25,000,000.00)	0.00	(25,000,000.00)			
	01/09/19	01/09/19	BNP PARIBAS NY BRANCH COMM PAPER -- 0.000% 01/10/2019	09659CNA2	77,000,000.00	(76,994,930.83)	0.00	(76,994,930.83)			
	01/09/19	01/09/19	CREDIT AGRICOLE CIB NY COMM PAPER	22533UNA7	250,000,000.00	(249,983,541.67)	0.00	(249,983,541.67)			
	01/09/19	01/11/19	FANNIE MAE NOTES DTD 01/11/2019 2.625% 01/11/2022	3135G0U92	60,000,000.00	(59,956,800.00)	0.00	(59,956,800.00)			
	01/10/19	01/10/19	CREDIT AGRICOLE CIB NY COMM PAPER	22533UNB5	288,000,000.00	(287,981,040.00)	0.00	(287,981,040.00)			
	01/11/19	01/11/19	DTD 04/16/2018 0.000% 01/11/2019 CREDIT AGRICOLE CIB NY COMM PAPER	22533UNE9	220,000,000.00	(219,956,550.00)	0.00	(219,956,550.00)			
	01/14/19	01/14/19	DTD 05/17/2018 0.000% 01/14/2019 CREDIT AGRICOLE CIB NY COMM PAPER	22533UNF6	267,000,000.00	(266,982,422.50)	0.00	(266,982,422.50)			
	01/15/19	01/15/19	DTD 07/09/2018 0.000% 01/15/2019 CREDIT AGRICOLE CIB NY COMM PAPER	22533UNG4	255,000,000.00	(254,983,212.50)	0.00	(254,983,212.50)			
	01/15/19	01/17/19	-- 0.000% 01/16/2019 JPMORGAN CHASE & CO CORP NOTE DTD 04/26/2018 3.086% 04/26/2021	48125LRN4	7,500,000.00	(7,474,275.00)	(52,076.25)	(7,526,351.25)			
	01/15/19	01/17/19	JPMORGAN CHASE & CO CORP NOTE DTD 02/01/2018 2.604% 02/01/2021	48125LRK0	2,750,000.00	(2,729,347.50)	(33,020.17)	(2,762,367.67)			
	01/16/19	01/16/19	CREDIT AGRICOLE CIB NY COMM PAPER	22533UNH2	266,000,000.00	(265,982,488.33)	0.00	(265,982,488.33)			
	01/16/19	01/18/19	-- 0.000% 01/17/2019 FEDERAL FARM CREDIT BANK NOTES DTD 01/18/2019 2.600% 01/18/2022	3133EJ5P0	50,000,000.00	(49,957,500.00)	0.00	(49,957,500.00)			



Managed Account Security Transactions & Interest

For the Month Ending January 31, 2019

SAN BERNARDINO COUNTY - 76990800

Transaction Type	Trade	Settle	Security Description	CUSIP	Par	Principal Proceeds	Accrued Interest	Total	Realized G/L Cost	Realized G/L Amort Cost	Sale Method
BUY	01/17/19	01/17/19	CREDIT AGRICOLE CIB NY COMM PAPER	22533UNJ8	242,000,000.00	(241,984,068.33)	0.00	(241,984,068.33)			
	01/18/19	01/18/19	-- 0.000% 01/18/2019 CREDIT AGRICOLE CIB NY COMM PAPER	22533UNN9	212,000,000.00	(211,944,173.33)	0.00	(211,944,173.33)			
	01/22/19	01/22/19	DTD 07/23/2018 0.000% 01/22/2019 CREDIT AGRICOLE CIB NY COMM PAPER	22533UNP4	194,000,000.00	(193,987,228.33)	0.00	(193,987,228.33)			
	01/23/19	01/23/19	-- 0.000% 01/23/2019 CREDIT AGRICOLE CIB NY COMM PAPER	22533UNO2	186,000,000.00	(185,987,755.00)	0.00	(185,987,755.00)			
	01/24/19	01/24/19	-- 0.000% 01/24/2019 CREDIT AGRICOLE CIB NY COMM PAPER	22533UNR0	223,000,000.00	(222,985,319.17)	0.00	(222,985,319.17)			
	01/24/19	01/25/19	-- 0.000% 01/25/2019 TOYOTA MOTOR CREDIT CORP COMM PAPER	89233HSP0	50,000,000.00	(49,567,333.33)	0.00	(49,567,333.33)			
	01/25/19	01/25/19	DTD 11/09/2018 0.000% 05/23/2019 CREDIT AGRICOLE CIB NY COMM PAPER	22533UNU3	233,000,000.00	(232,953,982.50)	0.00	(232,953,982.50)			
	01/28/19	01/28/19	DTD 08/01/2018 0.000% 01/28/2019 CREDIT AGRICOLE CIB NY COMM PAPER	22533UNV1	211,000,000.00	(210,986,109.17)	0.00	(210,986,109.17)			
	01/28/19	01/29/19	-- 0.000% 01/29/2019 FEDERAL HOME LOAN BANK (CALLABLE) NOTES	3130ACF66	25,000,000.00	(24,398,750.00)	(183,645.83)	(24,582,395.83)			
	01/28/19	01/29/19	DTD 09/26/2017 2.150% 09/26/2022 US BANK NATL ASSOC CERT DEPOS	90333VH52	40,000,000.00	(40,000,000.00)	0.00	(40,000,000.00)			
	01/28/19	01/29/19	DTD 01/29/2019 2.640% 05/07/2019 CREDIT AGRICOLE CIB NY COMM PAPER	22533US20	30,000,000.00	(29,798,500.00)	0.00	(29,798,500.00)			
			-- 0.000% 05/02/2019								



Managed Account Security Transactions & Interest

For the Month Ending January 31, 2019

SAN BERNARDINO COUNTY - 76990800

Transaction Type	Trade	Settle	Security Description	CUSIP	Par	Principal Proceeds	Accrued Interest	Total	Realized G/L Cost	Realized G/L Amort Cost	Sale Method
BUY											
	01/29/19	01/29/19	CREDIT AGRICOLE CIB NY COMM PAPER	22533UNW9	166,000,000.00	(165,989,071.67)	0.00	(165,989,071.67)			
			-- 0.000% 01/30/2019								
	01/29/19	01/29/19	ROYAL BANK OF CANADA NY CERT DEPOS	78012ULW3	25,000,000.00	(25,000,000.00)	0.00	(25,000,000.00)			
			DTD 01/29/2019 2.690% 08/01/2019								
	01/29/19	01/29/19	NORDEA BANK AB NEW YORK CERT DEPOS	65558TDL6	50,000,000.00	(50,000,000.00)	0.00	(50,000,000.00)			
			DTD 01/29/2019 2.670% 08/01/2019								
	01/29/19	01/29/19	BNP PARIBAS NY BRANCH COMM PAPER	09659CNW4	175,000,000.00	(174,988,479.17)	0.00	(174,988,479.17)			
			DTD 06/04/2018 0.000% 01/30/2019								
	01/30/19	01/30/19	BNP PARIBAS NY BRANCH COMM PAPER	09659CNX2	174,000,000.00	(173,988,545.00)	0.00	(173,988,545.00)			
			-- 0.000% 01/31/2019								
	01/30/19	01/30/19	CREDIT AGRICOLE CIB NY COMM PAPER	22533UNX7	174,000,000.00	(173,988,545.00)	0.00	(173,988,545.00)			
			DTD 07/31/2018 0.000% 01/31/2019								
	01/31/19	01/31/19	BNP PARIBAS NY BRANCH COMM PAPER	09659CP10	178,000,000.00	(177,988,281.67)	0.00	(177,988,281.67)			
			DTD 05/23/2018 0.000% 02/01/2019								
	01/31/19	01/31/19	CREDIT AGRICOLE CIB NY COMM PAPER	22533UP15	178,000,000.00	(177,988,281.67)	0.00	(177,988,281.67)			
			DTD 05/07/2018 0.000% 02/01/2019								
	01/31/19	02/01/19	TOYOTA MOTOR CREDIT CORP COMM PAPER	89233HV19	25,000,000.00	(24,665,652.78)	0.00	(24,665,652.78)			
			-- 0.000% 08/01/2019								
	01/31/19	02/01/19	MUFG BANK LTD/NY COMM PAPER	62479MO71	50,000,000.00	(49,881,944.44)	0.00	(49,881,944.44)			
			-- 0.000% 03/07/2019								
Transaction Type Sub-Total					6,462,250,000.00	(6,458,537,469.72)	(359,645.03)	(6,458,897,114.75)			
INTEREST											
	01/01/19	01/01/19	ROYAL BANK OF CANADA NY FLT CERT DEPOS	78012UDZ5	25,000,000.00	0.00	55,609.38	55,609.38			
			DTD 06/05/2018 2.829% 07/01/2019								



Managed Account Security Transactions & Interest

For the Month Ending January 31, 2019

SAN BERNARDINO COUNTY - 76990800

Transaction Type	Trade	Settle	Security Description	CUSIP	Par	Principal Proceeds	Accrued Interest	Total	Realized G/L Cost	Realized G/L Amort Cost	Sale Method
INTEREST											
	01/01/19	01/01/19	TORONTO DOMINION BANK NY FLT CERT DEPOS	89113X2J2	25,000,000.00	0.00	54,984.40	54,984.40			
			DTD 06/07/2018 2.799% 07/01/2019								
	01/01/19	01/01/19	BMO HARRIS BANK NA FLOATING CERT DEPOS	05574BJT8	25,000,000.00	0.00	55,609.38	55,609.38			
			DTD 06/06/2018 2.829% 03/01/2019								
	01/01/19	01/01/19	BANK OF NOVA SCOTIA HOUSTON FLT CD	06417GT99	25,000,000.00	0.00	55,609.38	55,609.38			
			DTD 06/06/2018 2.829% 07/01/2019								
	01/01/19	01/01/19	SVENSKA HANDELSBANKEN NY FLOATING CD	86958JH85	50,000,000.00	0.00	109,552.08	109,552.08			
			DTD 06/06/2018 2.789% 07/01/2019								
	01/03/19	01/03/19	BANK OF MONTREAL CHICAGO FLOATING CD	06371E5T0	25,000,000.00	0.00	58,108.85	58,108.85			
			DTD 05/11/2018 2.864% 06/03/2019								
	01/03/19	01/03/19	BANK OF MONTREAL CHICAGO FLOATING CD	06371E7H4	25,000,000.00	0.00	57,032.47	57,032.47			
			DTD 06/05/2018 2.814% 06/03/2019								
	01/03/19	01/03/19	TORONTO DOMINION BANK NY FLT CERT DEPOS	89113X2H6	25,000,000.00	0.00	56,601.91	56,601.91			
			DTD 06/07/2018 2.804% 06/03/2019								
	01/03/19	01/03/19	ROYAL BANK OF CANADA NY FLT CERT DEPOS	78012UDY8	25,000,000.00	0.00	57,032.47	57,032.47			
			DTD 06/05/2018 2.814% 06/03/2019								
	01/03/19	01/03/19	WESTPAC BANKING CORP NY FLOAT CERT DEPOS	96121T7M4	25,000,000.00	0.00	56,601.91	56,601.91			
			DTD 06/06/2018 2.794% 06/03/2019								
	01/03/19	01/03/19	ROYAL BANK OF CANADA NY FLT CERT DEPOS	78009N5Z5	25,000,000.00	0.00	55,956.08	55,956.08			
			DTD 01/03/2018 2.599% 01/03/2019								
	01/04/19	01/04/19	ROYAL BANK OF CANADA NY FLT CERT DEPOS	78012UCT0	25,000,000.00	0.00	168,506.95	168,506.95			
			DTD 04/09/2018 3.024% 04/09/2019								



Managed Account Security Transactions & Interest

For the Month Ending January 31, 2019

SAN BERNARDINO COUNTY - 76990800

Transaction Type	Trade	Settle	Security Description	CUSIP	Par	Principal Proceeds	Accrued Interest	Total	Realized G/L Cost	Realized G/L Amort Cost	Sale Method
INTEREST											
	01/07/19	01/07/19	WESTPAC BANKING CORP NY FLT CERT DEPOS	96121T7C6	50,000,000.00	0.00	120,422.20	120,422.20			
			DTD 03/06/2018 2.843% 03/06/2019								
	01/07/19	01/07/19	COMMONWEALTH BANK OF AUSTRALIA NY FLT CD	20271EOE2	25,000,000.00	0.00	48,939.58	48,939.58			
			DTD 12/12/2018 2.803% 06/07/2019								
	01/10/19	01/10/19	SVENSKA HANDELSBANKEN NY CD	86958JHB8	20,700,000.00	0.00	199,962.00	199,962.00			
			DTD 01/12/2017 1.890% 01/10/2019								
	01/15/19	01/15/19	US TREASURY N/B NOTES	912828V31	50,000,000.00	0.00	343,750.00	343,750.00			
			DTD 01/17/2017 1.375% 01/15/2020								
	01/16/19	01/16/19	FHLB NOTES	3130AAE46	50,000,000.00	0.00	312,500.00	312,500.00			
			DTD 12/08/2016 1.250% 01/16/2019								
	01/17/19	01/17/19	FREDDIE MAC NOTES	3137EAE5	25,000,000.00	0.00	187,500.00	187,500.00			
			DTD 01/17/2017 1.500% 01/17/2020								
	01/19/19	01/19/19	FEDERAL FARM CREDIT BANKS FLOATING NOTE	3133EJGR4	10,000,000.00	0.00	20,749.59	20,749.59			
			DTD 03/19/2018 2.443% 11/19/2019								
	01/21/19	01/21/19	FNMA NOTES	3135G0A78	25,000,000.00	0.00	203,125.00	203,125.00			
			DTD 01/12/2015 1.625% 01/21/2020								
	01/22/19	01/22/19	NORDEA BK AB (PUBL)/NY FLOATING CD	65590ATJ5	25,000,000.00	0.00	58,478.30	58,478.30			
			DTD 03/14/2018 2.906% 04/22/2019								
	01/23/19	01/23/19	INTL BANK OF RECONSTRUCTION AND DEV NOTE	459058GH0	50,000,000.00	0.00	680,000.00	680,000.00			
			DTD 07/25/2018 2.750% 07/23/2021								
	01/24/19	01/24/19	FFCB BONDS	3133EHSC8	25,000,000.00	0.00	175,000.00	175,000.00			
			DTD 07/24/2017 1.400% 07/24/2019								
	01/24/19	01/24/19	US BANK NA CINCINNATI CALLABLE BANK NOTE	90331HNU3	10,000,000.00	0.00	152,500.00	152,500.00			
			DTD 07/24/2018 3.050% 07/24/2020								
	01/24/19	01/24/19	NORDEA BK AB (PUBL)/NY CERT DEPOS	65590AYNO	50,000,000.00	0.00	714,583.35	714,583.35			
			DTD 06/28/2018 2.450% 01/24/2019								



Managed Account Security Transactions & Interest

For the Month Ending January 31, 2019

SAN BERNARDINO COUNTY - 76990800

Transaction Type	Trade	Settle	Security Description	CUSIP	Par	Principal Proceeds	Accrued Interest	Total	Realized G/L Cost	Realized G/L Amort Cost	Sale Method
INTEREST											
	01/25/19	01/25/19	INTERNATIONAL FINANCE CORPORATION NOTE	45950KCM0	25,000,000.00	0.00	281,250.00	281,250.00			
	01/25/19	01/25/19	INTL BANK OF RECON AND DEV	45905UUU4	50,000,000.00	0.00	357,500.00	357,500.00			
	01/26/19	01/26/19	INTL BANK OF RECON AND DEV GLOBAL NOTES	459058EV1	25,000,000.00	0.00	156,250.00	156,250.00			
	01/28/19	01/28/19	COMMONWEALTH BANK OF AUSTRALIA NY FLT C	20271ENES	50,000,000.00	0.00	123,833.35	123,833.35			
	01/29/19	01/29/19	FHLB CALLABLE NOTES	3130ADFV9	25,000,000.00	0.00	281,250.00	281,250.00			
	01/30/19	01/30/19	FANNIE MAE FLOATING NOTES	3135G0U50	10,000,000.00	0.00	60,808.33	60,808.33			
	01/30/19	01/30/19	FNMA NOTES	3135G0T60	75,000,000.00	0.00	562,500.00	562,500.00			
	01/31/19	01/31/19	US TREASURY NOTES	912828VP2	50,000,000.00	0.00	500,000.00	500,000.00			
	01/31/19	01/31/19	FIDELITY GOVT MM FUND 2642	31607A703	0.00	0.00	1,966.44	1,966.44			
	01/31/19	01/31/19	CALIFORNIA ASSET MANAGEMENT PROGRAM	CAMPMF025	0.00	0.00	445,466.56	445,466.56			
	01/31/19	01/31/19	BANK OF THE WEST MONEY MARKET FUND	BKOFWEST7	0.00	0.00	458,597.90	458,597.90			
	01/31/19	01/31/19	US TREASURY NOTES	912828H86	50,000,000.00	0.00	375,000.00	375,000.00			
	01/31/19	01/31/19	FEDERATED GOVT OBLIGATIONS FUND	608919718	0.00	0.00	1,957.95	1,957.95			
	01/31/19	01/31/19	STONECASTLE FICA	FICAMF003	0.00	0.00	2,013.01	2,013.01			
Transaction Type Sub-Total					1,100,700,000.00	0.00	7,667,108.82	7,667,108.82			
MATURITY											
	01/02/19	01/02/19	TOYOTA MOTOR CREDIT CORP COMM PAPER	89233HN26	75,000,000.00	75,000,000.00	0.00	75,000,000.00	325,000.00	0.00	
			DTD 05/02/2018 0.0000% 01/02/2019								



Managed Account Security Transactions & Interest

For the Month Ending January 31, 2019

SAN BERNARDINO COUNTY - 76990800

Transaction Type	Trade	Settle	Security Description	CUSIP	Par	Principal Proceeds	Accrued Interest	Total	Realized G/L Cost	Realized G/L Amort Cost	Sale Method	
MATURITY												
01/02/19	01/02/19		INTL BANK OF RECON AND DEV DISC NOTE	459052AB2	50,000,000.00	50,000,000.00	0.00	50,000,000.00	290,625.00	0.00		
			-- 0.000% 01/02/2019									
01/02/19	01/02/19		INTL BANK OF RECON AND DEV DISC NOTE	459052AB2	25,000,000.00	25,000,000.00	0.00	25,000,000.00	145,312.50	0.00		
			-- 0.000% 01/02/2019									
01/02/19	01/02/19		MUFG BANK LTD/NY COMM PAPER DTD 07/05/2018 0.000% 01/02/2019	62479MN25	97,000,000.00	97,000,000.00	0.00	97,000,000.00	78,246.67	0.00		
01/02/19	01/02/19		US BANK NA CINCINNATI CERT DEPOS DTD 08/22/2018 2.300% 01/02/2019	90333VYJ3	25,000,000.00	25,000,000.00	212,430.56	25,212,430.56	0.00	0.00		
01/02/19	01/02/19		UNITED STATES TREASURY BILL DTD 11/08/2018 0.000% 01/02/2019	912796UG2	155,000,000.00	155,000,000.00	0.00	155,000,000.00	58,189.58	0.00		
01/02/19	01/02/19		FANNIE MAE DISC NOTE DTD 01/08/2018 0.000% 01/02/2019	313588AB1	200,000,000.00	200,000,000.00	0.00	200,000,000.00	430,694.44	0.00		
01/03/19	01/03/19		CREDIT AGRICOLE CIB NY COMM PAPER DTD 10/03/2018 0.000% 01/03/2019	22533UN33	75,000,000.00	75,000,000.00	0.00	75,000,000.00	35,000.00	0.00		
01/03/19	01/03/19		CREDIT AGRICOLE CIB NY COMM PAPER DTD 10/03/2018 0.000% 01/03/2019	22533UN33	50,000,000.00	50,000,000.00	0.00	50,000,000.00	19,666.67	0.00		
01/03/19	01/03/19		BNP PARIBAS NY BRANCH COMM PAPER DTD 08/06/2018 0.000% 01/03/2019	09659CN38	218,000,000.00	218,000,000.00	0.00	218,000,000.00	14,351.67	0.00		
01/03/19	01/03/19		ROYAL BANK OF CANADA NY FLT CERT DEPOS DTD 01/03/2018 2.599% 01/03/2019	78009N5Z5	25,000,000.00	25,000,000.00	0.00	25,000,000.00	0.00	0.00		
01/03/19	01/03/19		MUFG BANK LTD/NY COMM PAPER DTD 08/06/2018 0.000% 01/03/2019	62479MN33	100,000,000.00	100,000,000.00	0.00	100,000,000.00	46,666.67	0.00		
01/04/19	01/04/19		COOPERATIVE RABOBANK U.A. COMM PAPER DTD 04/10/2018 0.000% 01/04/2019	21687BN49	55,000,000.00	55,000,000.00	0.00	55,000,000.00	3,620.83	0.00		
01/04/19	01/04/19		CREDIT AGRICOLE CIB NY COMM PAPER DTD 04/10/2018 0.000% 01/04/2019	22533UN41	250,000,000.00	250,000,000.00	0.00	250,000,000.00	16,458.33	0.00		



Managed Account Security Transactions & Interest

For the Month Ending January 31, 2019

SAN BERNARDINO COUNTY - 76990800

Trade	Settle	Transaction Type	Security Description	CUSIP	Par	Principal Proceeds	Accrued Interest	Total	Realized G/L Cost	Realized G/L Amort Cost	Sale Method	
MATURITY												
01/07/19	01/07/19	BNP PARIBAS NY BRANCH COMM PAPER	09659CN79	200,000,000.00	200,000,000.00	0.00	200,000,000.00	0.00	39,500.00	0.00		
		-- 0.000% 01/07/2019										
01/07/19	01/07/19	CREDIT AGRICOLE CIB NY COMM PAPER	22533UN74	120,000,000.00	120,000,000.00	0.00	120,000,000.00	0.00	23,700.00	0.00		
		DTD 07/09/2018 0.000% 01/07/2019										
01/08/19	01/08/19	BNP PARIBAS NY BRANCH COMM PAPER	09659CN87	164,000,000.00	164,000,000.00	0.00	164,000,000.00	0.00	10,796.67	0.00		
		-- 0.000% 01/08/2019										
01/08/19	01/08/19	CREDIT AGRICOLE CIB NY COMM PAPER	22533UN82	200,000,000.00	200,000,000.00	0.00	200,000,000.00	0.00	13,166.67	0.00		
		DTD 07/12/2018 0.000% 01/08/2019										
01/08/19	01/08/19	AMERICAN HONDA FINANCE COMM PAPER	02665KN86	40,000,000.00	40,000,000.00	0.00	40,000,000.00	0.00	182,233.33	0.00		
		DTD 10/01/2018 0.000% 01/08/2019										
01/09/19	01/09/19	CREDIT AGRICOLE CIB NY COMM PAPER	22533UN90	250,000,000.00	250,000,000.00	0.00	250,000,000.00	0.00	16,458.33	0.00		
		DTD 07/09/2018 0.000% 01/09/2019										
01/09/19	01/09/19	BNP PARIBAS NY BRANCH COMM PAPER	09659CN95	186,000,000.00	186,000,000.00	0.00	186,000,000.00	0.00	12,245.00	0.00		
		-- 0.000% 01/09/2019										
01/10/19	01/10/19	CREDIT AGRICOLE CIB NY COMM PAPER	22533UNA7	250,000,000.00	250,000,000.00	0.00	250,000,000.00	0.00	16,458.33	0.00		
		-- 0.000% 01/10/2019										
01/10/19	01/10/19	BNP PARIBAS NY BRANCH COMM PAPER	09659CNA2	77,000,000.00	77,000,000.00	0.00	77,000,000.00	0.00	5,069.17	0.00		
		-- 0.000% 01/10/2019										
01/10/19	01/10/19	SVENSKA HANDELSBANKEN NY CD	86958JHB8	20,700,000.00	20,700,000.00	0.00	20,700,000.00	0.00	86,194.80	0.00		
		DTD 01/12/2017 1.890% 01/10/2019										
01/11/19	01/11/19	CREDIT AGRICOLE CIB NY COMM PAPER	22533UNB5	288,000,000.00	288,000,000.00	0.00	288,000,000.00	0.00	18,960.00	0.00		
		DTD 04/16/2018 0.000% 01/11/2019										
01/14/19	01/14/19	CREDIT AGRICOLE CIB NY COMM PAPER	22533UNE9	220,000,000.00	220,000,000.00	0.00	220,000,000.00	0.00	43,450.00	0.00		
		DTD 05/17/2018 0.000% 01/14/2019										
01/14/19	01/14/19	INTL BANK OF RECON AND DEV DISC NOTE	45905ZAP1	38,500,000.00	38,500,000.00	0.00	38,500,000.00	0.00	43,996.94	0.00		
		-- 0.000% 01/14/2019										



Managed Account Security Transactions & Interest

For the Month Ending January 31, 2019

SAN BERNARDINO COUNTY - 76990800

Transaction Type	Trade	Settle	Security Description	CUSIP	Par	Principal Proceeds	Accrued Interest	Total	Realized G/L Cost	Realized G/L Amort Cost	Sale Method	
MATURITY												
	01/14/19	01/14/19	MUFG BANK LTD/NY COMM PAPER DTD 06/15/2018 0.000% 01/14/2019	62479MNE9	35,000,000.00	35,000,000.00	0.00	35,000,000.00	82,687.50	0.00	0.00	
	01/15/19	01/15/19	CREDIT AGRICOLE CIB NY COMM PAPER	22533UNF6	267,000,000.00	267,000,000.00	0.00	267,000,000.00	17,577.50	0.00	0.00	
	01/16/19	01/16/19	DTD 07/09/2018 0.000% 01/15/2019 FHLB NOTES	3130AAE46	50,000,000.00	50,000,000.00	0.00	50,000,000.00	2,000.00	0.00	0.00	
	01/16/19	01/16/19	DTD 12/08/2016 1.250% 01/16/2019 CREDIT AGRICOLE CIB NY COMM PAPER	22533UNG4	255,000,000.00	255,000,000.00	0.00	255,000,000.00	16,787.50	0.00	0.00	
	01/17/19	01/17/19	-- 0.000% 01/16/2019 CREDIT AGRICOLE CIB NY COMM PAPER	22533UNH2	266,000,000.00	266,000,000.00	0.00	266,000,000.00	17,511.67	0.00	0.00	
	01/18/19	01/18/19	-- 0.000% 01/17/2019 CREDIT AGRICOLE CIB NY COMM PAPER	22533UNJ8	242,000,000.00	242,000,000.00	0.00	242,000,000.00	15,931.67	0.00	0.00	
	01/22/19	01/22/19	-- 0.000% 01/18/2019 CREDIT AGRICOLE CIB NY COMM PAPER	22533UNN9	212,000,000.00	212,000,000.00	0.00	212,000,000.00	55,826.67	0.00	0.00	
	01/23/19	01/23/19	DTD 07/23/2018 0.000% 01/22/2019 CREDIT AGRICOLE CIB NY COMM PAPER	22533UNP4	194,000,000.00	194,000,000.00	0.00	194,000,000.00	12,771.67	0.00	0.00	
	01/23/19	01/23/19	-- 0.000% 01/23/2019 FEDERAL HOME LOAN BANKS DISC NOTE	313384AY5	50,000,000.00	50,000,000.00	0.00	50,000,000.00	154,381.94	0.00	0.00	
	01/23/19	01/23/19	DTD 01/23/2018 0.000% 01/23/2019 TOYOTA MOTOR CREDIT CORP COMM PAPER	89233HNP5	50,000,000.00	50,000,000.00	0.00	50,000,000.00	162,000.00	0.00	0.00	
	01/24/19	01/24/19	-- 0.000% 01/23/2019 NORDEA BK AB (PUBL)/NY CERT DEPOS	65590AYN0	50,000,000.00	50,000,000.00	0.00	50,000,000.00	0.00	0.00	0.00	
	01/24/19	01/24/19	DTD 06/28/2018 2.450% 01/24/2019 CREDIT AGRICOLE CIB NY COMM PAPER	22533UNO2	186,000,000.00	186,000,000.00	0.00	186,000,000.00	12,245.00	0.00	0.00	
			-- 0.000% 01/24/2019									



Managed Account Security Transactions & Interest

For the Month Ending January 31, 2019

SAN BERNARDINO COUNTY - 76990800

Transaction Type	Trade	Settle	Security Description	CUSIP	Par	Principal Proceeds	Accrued Interest	Total	Realized G/L Cost	Realized G/L Amort Cost	Sale Method	
MATURITY												
01/25/19	01/25/19		TORONTO DOMINION BANK NY CERT DEPOS	89113XVC5	25,000,000.00	25,000,000.00	544,965.28	25,544,965.28	0.00	0.00	0.00	
			DTD 01/25/2018 2.150% 01/25/2019									
01/25/19	01/25/19		CREDIT AGRICOLE CIB NY COMM PAPER	22533UNR0	223,000,000.00	223,000,000.00	0.00	223,000,000.00	14,680.83	0.00	0.00	
			-- 0.000% 01/25/2019									
01/28/19	01/28/19		CREDIT AGRICOLE CIB NY COMM PAPER	22533UNU3	233,000,000.00	233,000,000.00	0.00	233,000,000.00	46,017.50	0.00	0.00	
			DTD 08/01/2018 0.000% 01/28/2019									
01/29/19	01/29/19		CREDIT AGRICOLE CIB NY COMM PAPER	22533UNV1	211,000,000.00	211,000,000.00	0.00	211,000,000.00	13,890.83	0.00	0.00	
			-- 0.000% 01/29/2019									
01/30/19	01/30/19		BNP PARIBAS NY BRANCH COMM PAPER	09659CNW4	175,000,000.00	175,000,000.00	0.00	175,000,000.00	11,520.83	0.00	0.00	
			DTD 06/04/2018 0.000% 01/30/2019									
01/30/19	01/30/19		CREDIT AGRICOLE CIB NY COMM PAPER	22533UNW9	166,000,000.00	166,000,000.00	0.00	166,000,000.00	10,928.33	0.00	0.00	
			-- 0.000% 01/30/2019									
01/30/19	01/30/19		ROYAL BANK OF CANADA CERT DEPOS	78012UFP5	23,700,000.00	23,700,000.00	293,142.67	23,993,142.67	5,818.64	0.00	0.00	
			DTD 07/30/2018 2.420% 01/30/2019									
01/31/19	01/31/19		BNP PARIBAS NY BRANCH COMM PAPER	09659CNX2	174,000,000.00	174,000,000.00	0.00	174,000,000.00	11,455.00	0.00	0.00	
			-- 0.000% 01/31/2019									
01/31/19	01/31/19		CREDIT AGRICOLE CIB NY COMM PAPER	22533UNX7	174,000,000.00	174,000,000.00	0.00	174,000,000.00	11,455.00	0.00	0.00	
			DTD 07/31/2018 0.000% 01/31/2019									
Transaction Type Sub-Total					6,715,900,000.00	6,715,900,000.00	1,050,538.51	6,716,950,538.51	2,651,549.68	0.00		
Managed Account Sub-Total					257,362,530.28	257,362,530.28	8,358,002.30	265,720,532.58	2,651,549.68	0.00		
Total Security Transactions					\$257,362,530.28	\$257,362,530.28	\$8,358,002.30	\$265,720,532.58	\$2,651,549.68	\$0.00		

Bolded items are forward settling trades.